



**MDCAT 2021**  
**Data Analysis Report**  
August - September 2021

# TABLE OF CONTENTS

Title	Page No.
● Introduction -----	1
○ Total Students Who Attempted the MDCAT -----	1
○ Total Students Who Passed the MDCAT -----	1
● Data on the Overall Performance of Students -----	2-12
○ MDCAT National Pass Percentage -----	2
○ MDCAT Provincial Pass Percentage -----	2-4
○ Highest Scores Achieved -----	5
○ Average Scores Achieved -----	6
○ Average Scores Achieved as % of Total -----	7
○ Total Students scoring above 90% -----	8
○ Percentage of Students scoring above 90% -----	9
○ Total Students scoring above 80% (below 90%) -----	10
○ Percentage of Students scoring above 80% (below 90%) -----	11
○ Total Students scoring above 65% (below 80%) -----	12
○ Percentage of Students scoring above 65% (below 80%) -----	13
● Subject-Wise Breakdown: Biology -----	14- 25
○ Highest Scores Achieved -----	14
○ Average Scores Achieved -----	15
○ Average Score as Percentage of Total -----	15
○ Total Students scoring above 90% in Biology -----	16
○ Percentage of Students scoring above 90% in Biology -----	17
○ Total Students scoring above 80% (below 90%) in Biology -----	18
○ Percentage of Students scoring above 80% (below 90%) in Biology -----	19
○ Total Students scoring above 65% (below 80%) in Biology -----	20
○ Percentage of Students scoring above 65% (below 80%) in Biology -----	21
○ Total Students scoring above 50% (below 65%) in Biology -----	22
○ Percentage of Students scoring above 50% in Biology -----	23
○ Total Students scoring below 50% in Biology -----	24
○ Percentage of Students scoring above 50% in Biology -----	25
● Subject-Wise Breakdown: Chemistry -----	26- 37
○ Highest Scores Achieved -----	26
○ Average Scores Achieved -----	27
○ Average Score as Percentage of Total -----	27
○ Total Students scoring above 90% in Chemistry -----	28
○ Percentage of Students scoring above 90% in Chemistry -----	29
○ Total Students scoring above 80% (below 90%) in Chemistry -----	30
○ Percentage of Students scoring above 80% (below 90%) in Chemistry -----	31
○ Total Students scoring above 65% (below 80%) in Chemistry -----	32
○ Percentage of Students scoring above 65% (below 80%) in Chemistry-----	33
○ Total Students scoring above 50% (below 65%) in Chemistry-----	34
○ Percentage of Students scoring above 50% in Chemistry -----	35
○ Total Students scoring below 50% in Chemistry-----	36
○ Percentage of Students scoring above 50% in Chemistry-----	37

# TABLE OF CONTENTS



Title	Page No.
● Subject-Wise Breakdown: Physics -----	38 - 49
○ Highest Scores Achieved -----	38
○ Average Scores Achieved -----	39
○ Average Score as Percentage of Total -----	39
○ Total Students scoring above 90% in Physics -----	40
○ Percentage of Students scoring above 90% in Physics -----	41
○ Total Students scoring above 80% (below 90%) in Physics -----	42
○ Percentage of Students scoring above 80% (below 90%) in Physics -----	43
○ Total Students scoring above 65% (below 80%) in Physics -----	44
○ Percentage of Students scoring above 65% (below 80%) in Physics -----	45
○ Total Students scoring above 50% (below 65%) in Physics -----	46
○ Percentage of Students scoring above 50% in Physics -----	47
○ Total Students scoring below 50% in Physics -----	48
○ Percentage of Students scoring above 50% in Physics -----	49
● Subject-Wise Breakdown: English -----	50 - 61
○ Highest Scores Achieved -----	50
○ Average Scores Achieved -----	51
○ Average Score as Percentage of Total -----	51
○ Total Students scoring above 90% in English -----	52
○ Percentage of Students scoring above 90% in English -----	53
○ Total Students scoring above 80% (below 90%) in English -----	54
○ Percentage of Students scoring above 80% (below 90%) in English -----	55
○ Total Students scoring above 65% (below 80%) in English -----	56
○ Percentage of Students scoring above 65% (below 80%) in English -----	57
○ Total Students scoring above 50% (below 65%) in English -----	58
○ Percentage of Students scoring above 50% in English -----	59
○ Total Students scoring below 50% in English -----	60
○ Percentage of Students scoring above 50% in English -----	61
● Subject-Wise Breakdown: Logical Reasoning-----	62 - 73
○ Highest Scores Achieved -----	62
○ Average Scores Achieved -----	63
○ Average Score as Percentage of Total -----	63
○ Total Students scoring above 90% in Logical Reasoning -----	64
○ Percentage of Students scoring above 90% in Logical Reasoning -----	65
○ Total Students scoring above 80% (below 90%) in Logical Reasoning -----	66
○ Percentage of Students scoring above 80% (below 90%) in Logical Reasoning -----	67
○ Total Students scoring above 65% (below 80%) in Logical Reasoning -----	68
○ Percentage of Students scoring above 65% (below 80%) in Logical Reasoning -----	69
○ Total Students scoring above 50% (below 65%) in Logical Reasoning -----	70
○ Percentage of Students scoring above 50% in Logical Reasoning -----	71
○ Total Students scoring below 50% in Logical Reasoning -----	72
○ Percentage of Students scoring above 50% in Logical Reasoning -----	73
● Conclusion -----	74

# MDCAT 2021

August - September 2021



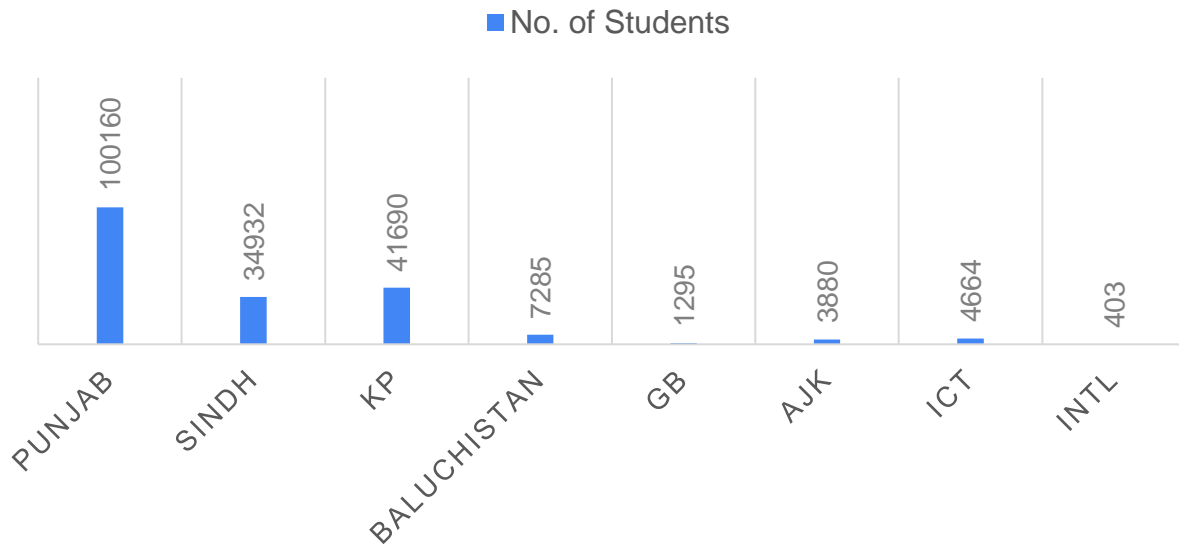
## Data Analysis Report

### INTRODUCTION

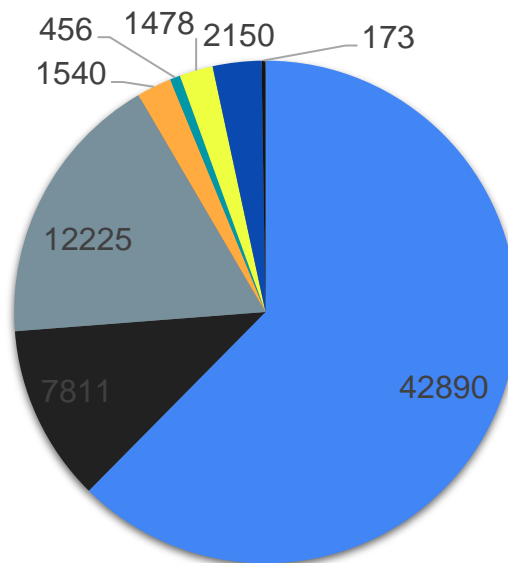
The MDCAT was the single largest computer-based examination held in Pakistan to ensure that every student entering the field of medical study has the necessary aptitude, knowledge concepts and analytical skills required for a rigorous medical and dental training programs. The MDCAT being a computer-based examination was in accordance with global best practices and a comprehensive data set is now available that was not possible with a pen & paper examination.

Pakistan Medical Commission MDCAT-2021 Data Analysis Report highlights the key findings and insights available through the Computer Based testing system. The data not only provides in depth details regarding the overall result of students from different provinces across the country, the data also highlights the student's performance in every subject part of the MDCAT.

### Total Students who attempted the MDCAT



### Total Students who passed the MDCAT



# MDCAT 2021

August - September 2021



The MDCAT was successfully held across 22 cities in 25 centres within Pakistan and 6 centres Internationally. Catering to about 200,000 medical and dental aspirants the centres were located across Punjab, Sindh, Baluchistan, Khyber Pakhtunkhwa, Islamabad Capital Territory, Gilgit Baltistan and Azad Jammu & Kashmir. The centralized computer based testing system has provided an extensive dataset that will help evaluate the quality and standard of higher secondary education across Pakistan.

The following set of graphics showcase the regional breakdown of students attempting and passing the MDCAT. The latter set of graphs present a comprehensive, comparative analysis of students acquiring highest and average scores across different provinces of Pakistan.

The dataset shows that students from Punjab, Islamabad Capital Territory and Azad Jammu & Kashmir have scored the highest overall pass percentage with 42.82% students from Punjab, 38.09% students from Azad Jammu & Kashmir and 46.10% students from Islamabad acquiring 65% and above while attempting the MDCAT.

## MDCAT National Pass Percentage

**194,309**

Students took the MDCAT

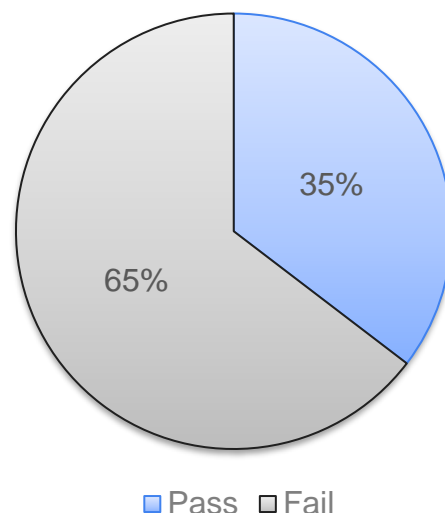
**68,723**

Students passed the MDCAT

**35.37%**

National Pass Percentage

Pass Percentage



## MDCAT Provincial Pass Percentage

**Punjab**

**100,160**

Students took the MDCAT

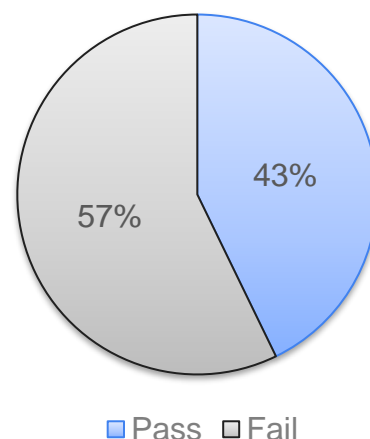
**42,890**

Students passed the MDCAT

**42.8%**

Punjab Pass Percentage

Pass Percentage



# MDCAT 2021

August - September 2021



## MDCAT Provincial Pass Percentage

### Sindh

**34,932**

Students took the MDCAT

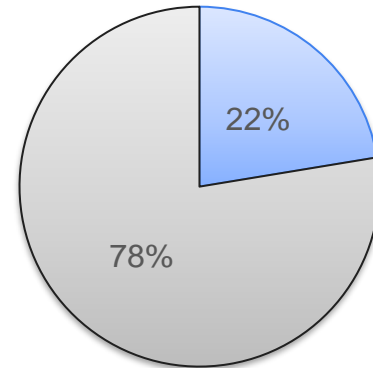
**7,811**

Students passed the MDCAT

**22.3%**

Sindh Pass Percentage

### Pass Percentage



■ Pass ■ Fail

### Khyber Pakhtunkhwa

**41,690**

Students took the MDCAT

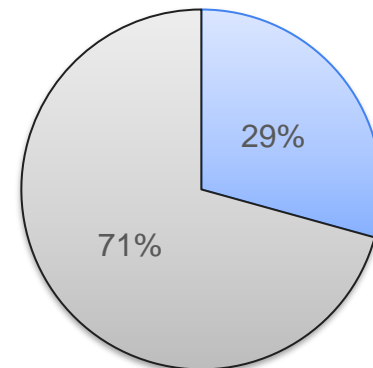
**12,225**

Students passed the MDCAT

**29.3%**

Khyber Pakhtunkhwa Pass Percentage

### Pass Percentage



■ Pass ■ Fail

### Baluchistan

**7,285**

Students took the MDCAT

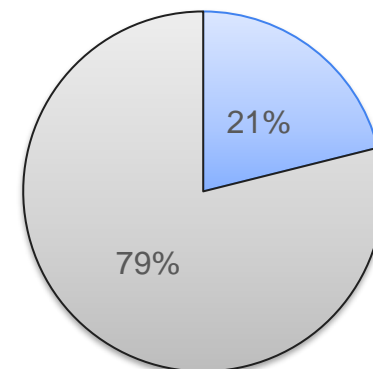
**1,540**

Students passed the MDCAT

**21.1%**

Baluchistan Pass Percentage

### Pass Percentage



■ Pass ■ Fail



# MDCAT 2021

August - September 2021



## MDCAT Provincial Pass Percentage

### Islamabad Capital Territory

#### Pass Percentage

**4,664**

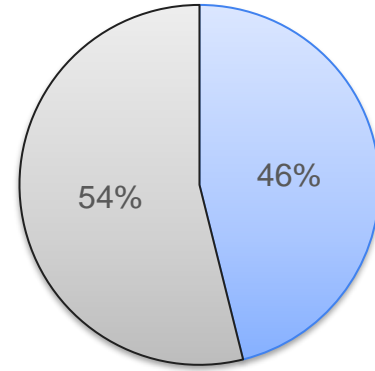
Students took the MDCAT

**2,150**

Students passed the MDCAT

**46.1%**

ICT Pass Percentage



■ Pass ■ Fail

### Gilgit Baltistan

#### Pass Percentage

**1,295**

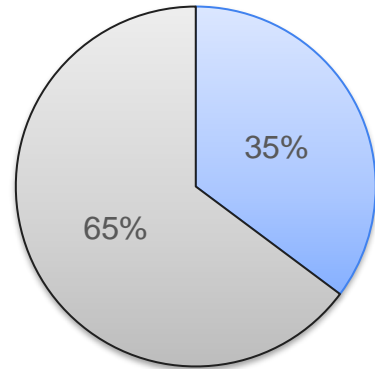
Students took the MDCAT

**456**

Students passed the MDCAT

**35.2%**

Gilgit Baltistan Pass Percentage



■ Pass ■ Fail

### Azad Jammu Kashmir

#### Pass Percentage

**3,880**

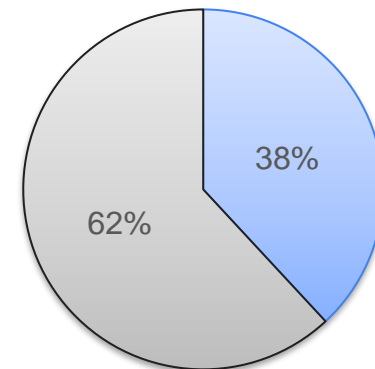
Students took the MDCAT

**1,478**

Students passed the MDCAT

**38.1%**

AJK Pass Percentage



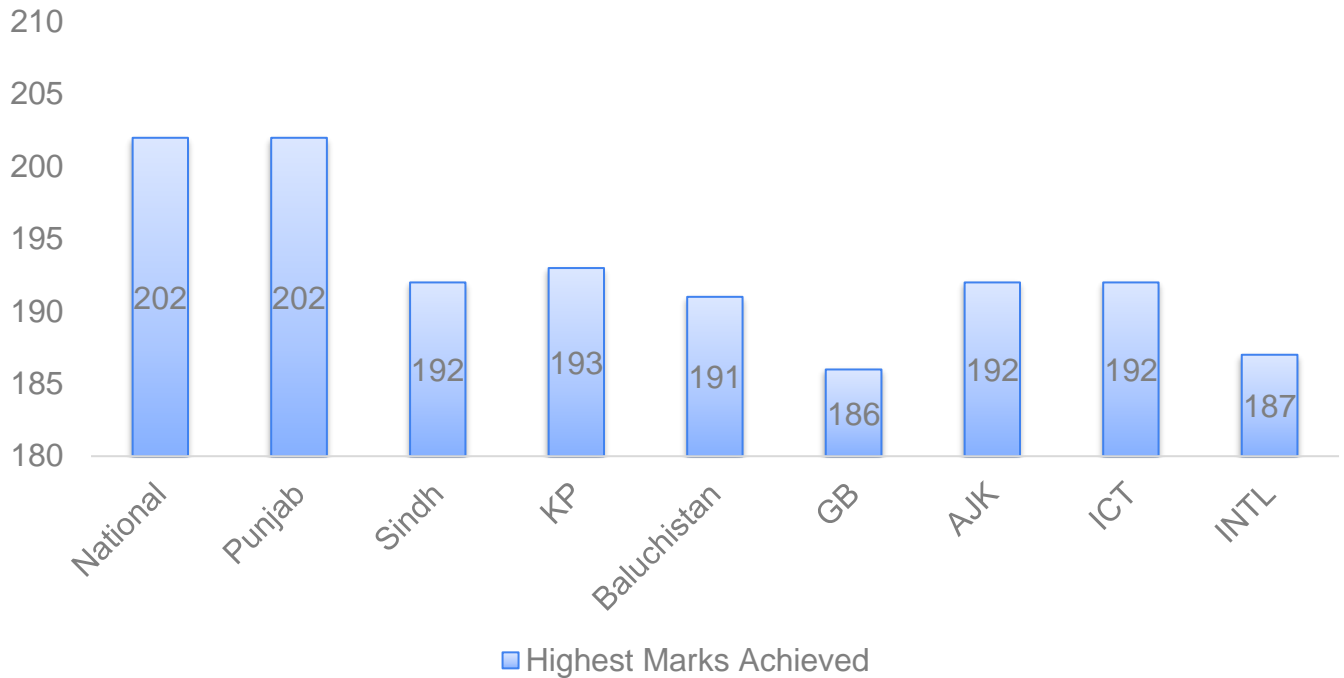
■ Pass ■ Fail

# MDCAT 2021

August - September 2021



## Highest Scores Achieved



**210**  
**Total Score**

**202**  
**National**

**202**  
**Punjab**

**192**  
**Sindh**

**193**  
**Khyber Pakhtunkhwa**

**191**  
**Baluchistan**

**186**  
**Gilgit Baltistan**

**192**  
**Azad Jammu Kashmir**

**192**  
**Islamabad Capital Authority**

**187**  
**International**

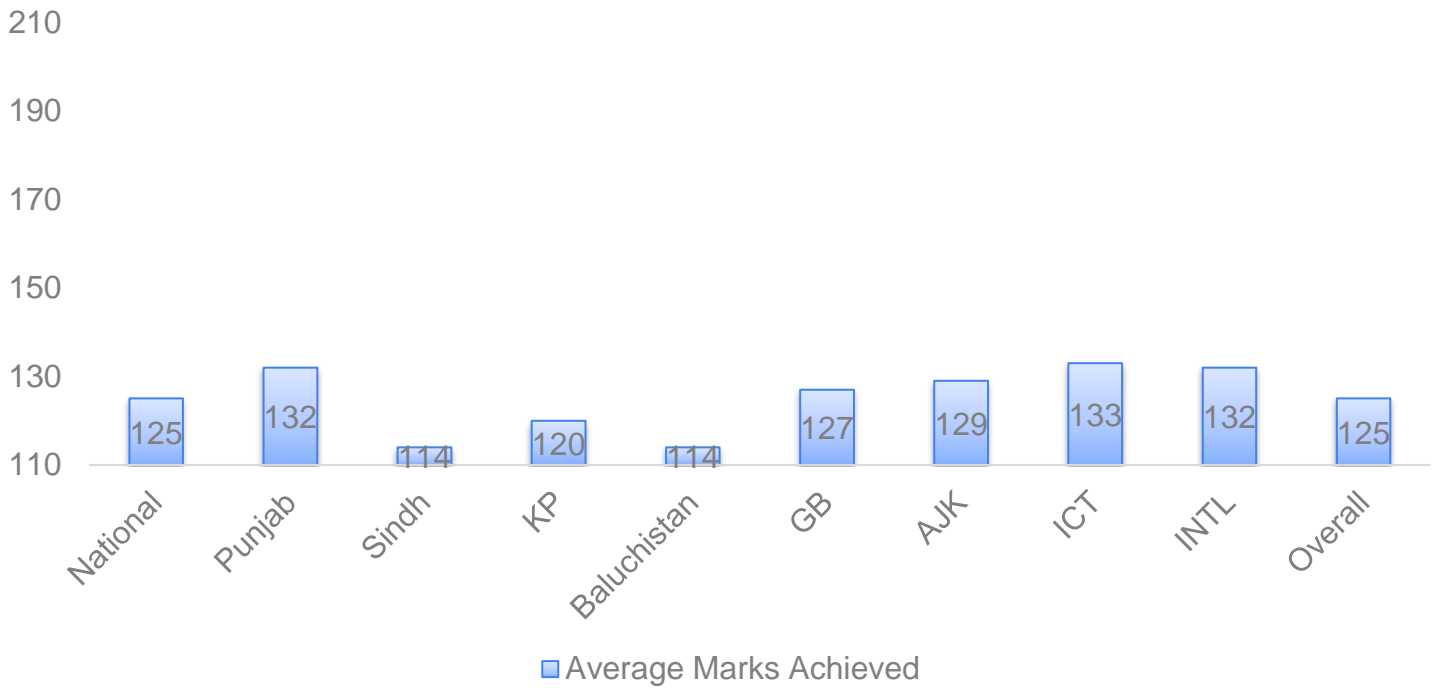


# MDCAT 2021

August - September 2021



## Average Scores Achieved



**210**  
**Total Score**

**125**  
**National**

**132**  
**Punjab**

**114**  
**Sindh**

**120**  
**Khyber Pakhtunkhwa**

**114**  
**Baluchistan**

**127**  
**Gilgit Baltistan**

**129**  
**Azad Jammu Kashmir**

**133**  
**Islamabad Capital Authority**

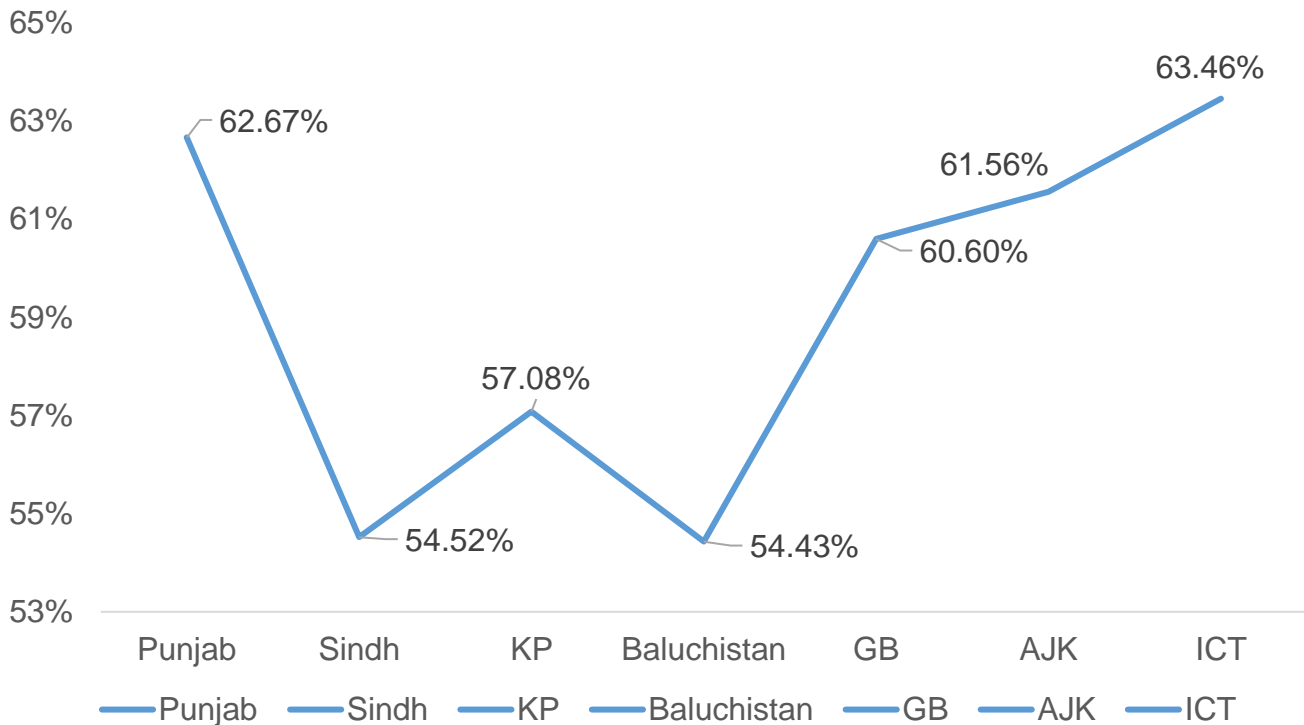
**132**  
**International**

# MDCAT 2021

August - September 2021



## Average Scores Achieved as % of Total



**59.67%**  
**National**

**62.67%**  
**Punjab**

**54.52%**  
**Sindh**

**57.08%**  
**Khyber Pakhtunkhwa**

**54.43%**  
**Baluchistan**

**60.60%**  
**Gilgit Baltistan**

**61.56%**  
**Azad Jammu Kashmir**

**63.46%**  
**Islamabad Capital Authority**

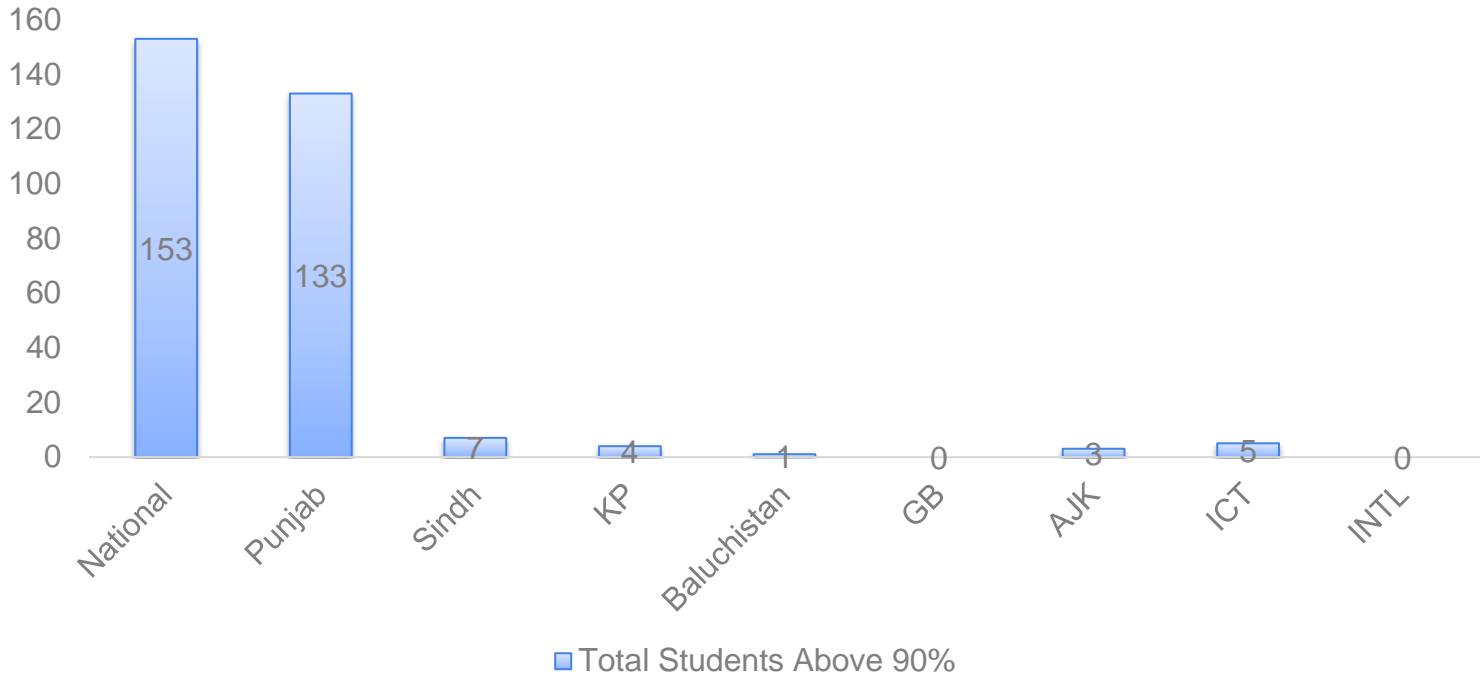
**62.96%**  
**International**

# MDCAT 2021

August - September 2021



## Students who scored above 90%



**153**  
**National**

**133**  
**Punjab**

**7**  
**Sindh**

**4**  
**Khyber Pakhtunkhwa**

**1**  
**Baluchistan**

**0**  
**Gilgit Baltistan**

**3**  
**Azad Jammu Kashmir**

**5**  
**Islamabad Capital Authority**

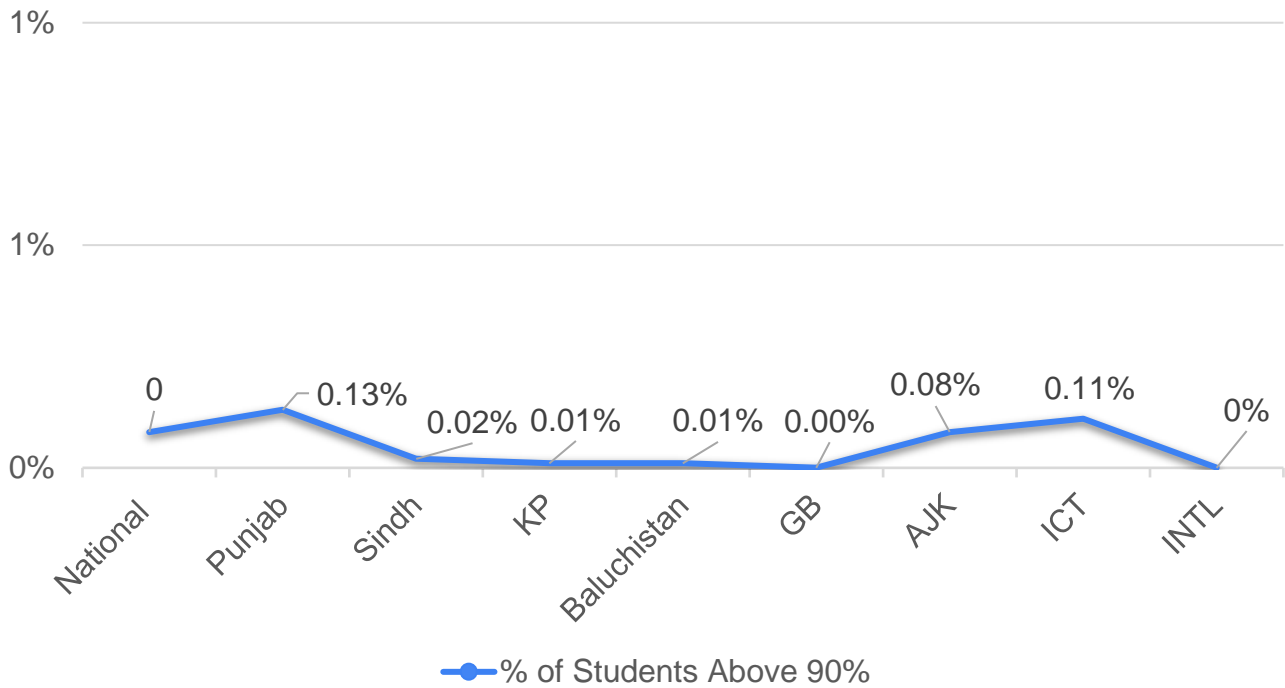
**0**  
**International**

# MDCAT 2021

August - September 2021



## Percentage of students scoring above 90%



**0.08%**  
**National**

**0.13%**

**Punjab**

**0.02%**

**Sindh**

**0.01%**

**Khyber Pakhtunkhwa**

**0.01%**

**Baluchistan**

**0.00%**

**Gilgit Baltistan**

**0.08%**

**Azad Jammu Kashmir**

**0.11%**

**Islamabad Capital Authority**

**0.00%**

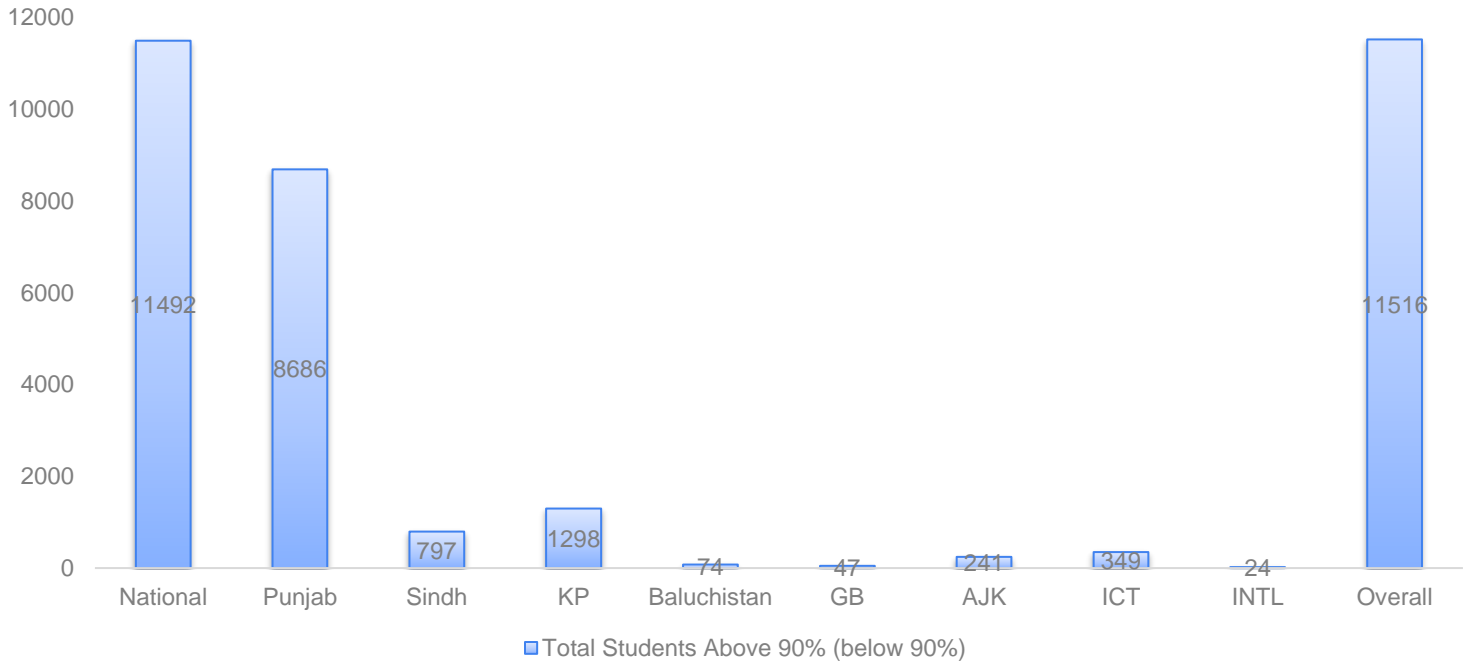
**International**

# MDCAT 2021

August - September 2021



## Total students scoring above 80% (below 90%)



**11,492**  
**National**

**8,686**  
**Punjab**

**797**  
**Sindh**

**1,298**  
**Khyber Pakhtunkhwa**

**74**  
**Baluchistan**

**47**  
**Gilgit Baltistan**

**241**  
**Azad Jammu Kashmir**

**349**  
**Islamabad Capital Authority**

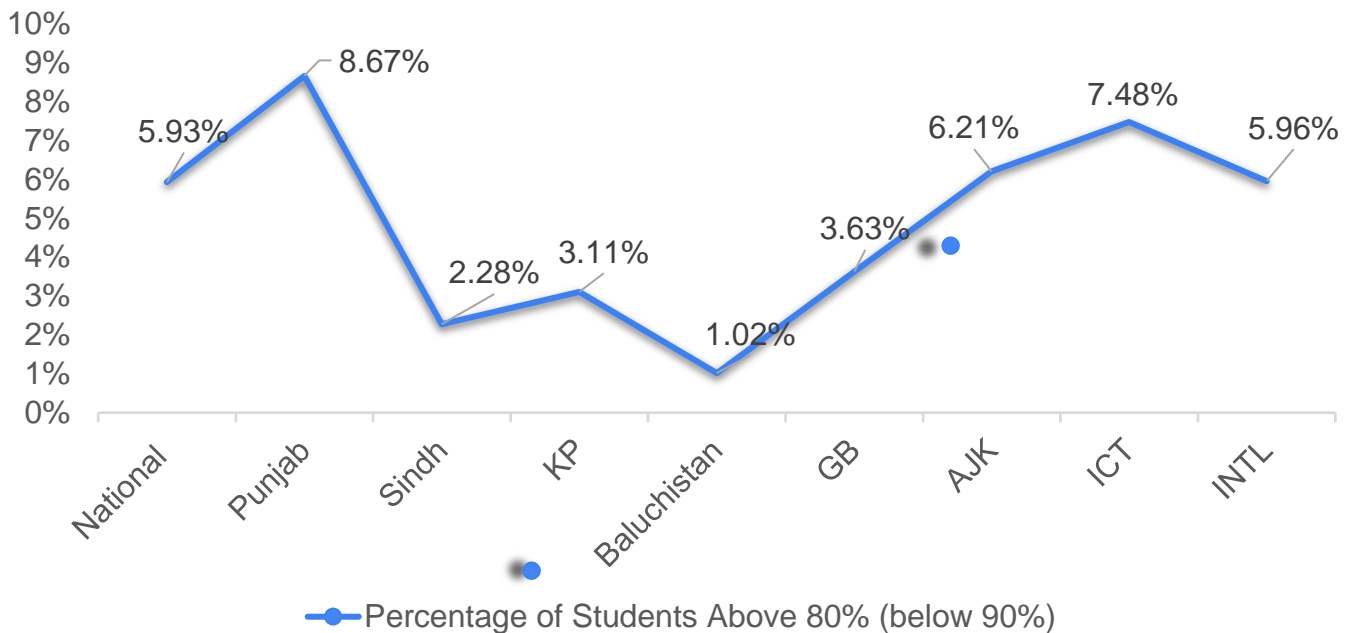
**24**  
**International**

# MDCAT 2021

August - September 2021



## Percentage of students scoring above 80% (below 90%)



**5.93%**  
**National**

**8.67%**

**Punjab**

**2.28%**

**Sindh**

**3.11%**

**Khyber Pakhtunkhwa**

**1.02%**

**Baluchistan**

**3.63%**

**Gilgit Baltistan**

**6.21%**

**Azad Jammu Kashmir**

**7.48%**

**Islamabad Capital Authority**

**5.96%**

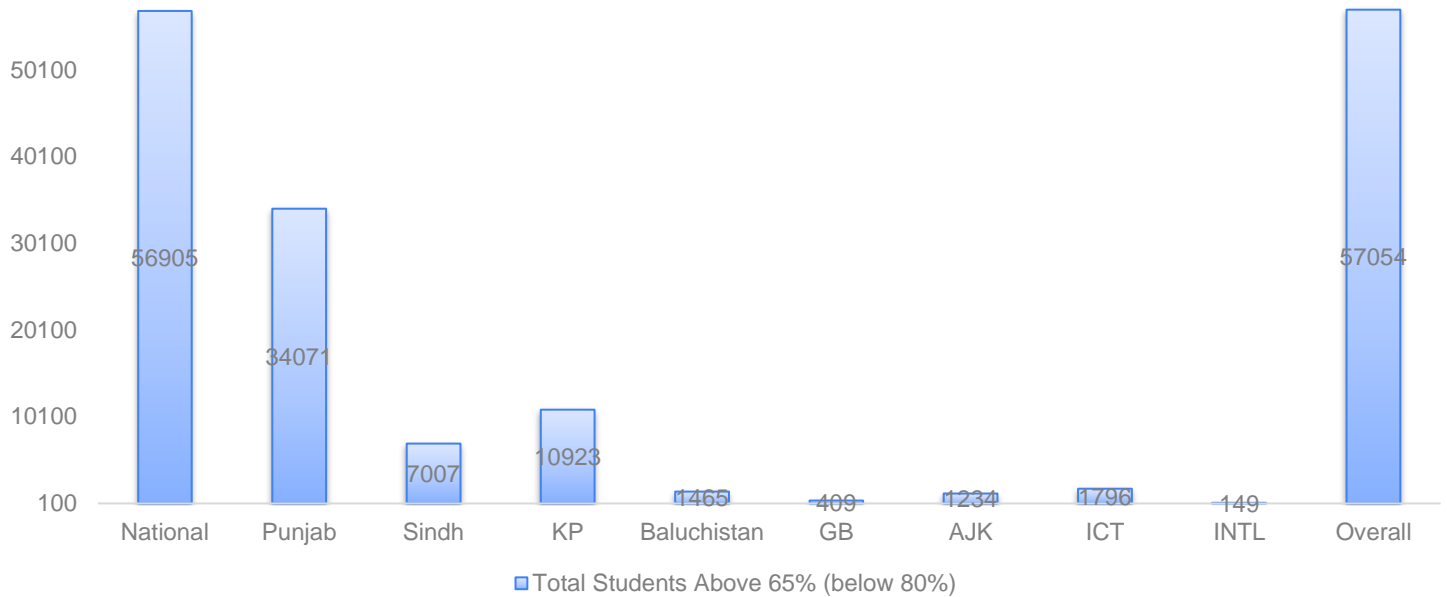
**International**

# MDCAT 2021

August - September 2021



## Total students scoring above 65% (below 80%)



**56,905**  
**National**

**34,071**  
**Punjab**

**7,007**  
**Sindh**

**10,923**  
**Khyber Pakhtunkhwa**

**1,465**  
**Baluchistan**

**409**  
**Gilgit Baltistan**

**1,234**  
**Azad Jammu Kashmir**

**1,796**  
**Islamabad Capital Authority**

**149**  
**International**

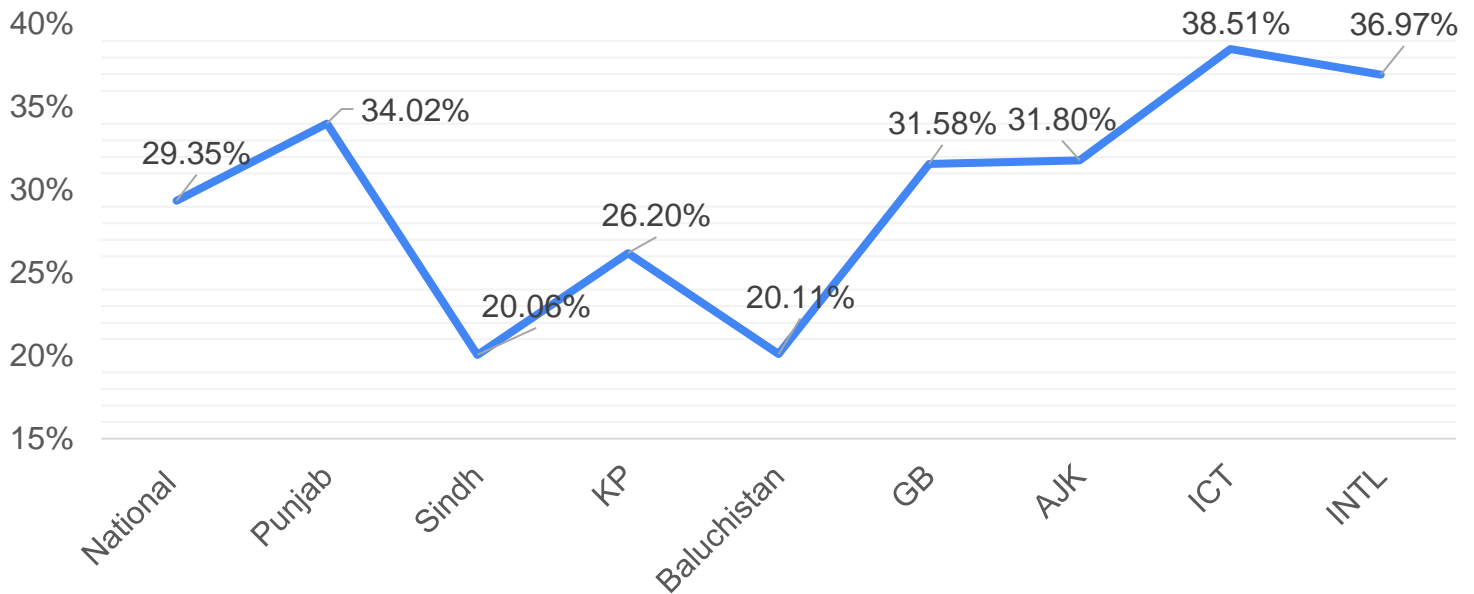


# MDCAT 2021

August - September 2021



## Percentage of students scoring above 65% (below 80%)



**29.35%**  
**National**

**34.02%**  
**Punjab**

**20.06%**  
**Sindh**

**26.20%**  
**Khyber Pakhtunkhwa**

**20.11%**  
**Baluchistan**

**31.58%**  
**Gilgit Baltistan**

**31.80%**  
**Azad Jammu Kashmir**

**38.51%**  
**Islamabad Capital Authority**

**36.97%**  
**International**

# MDCAT 2021

August - September 2021



## Subject-Wise Breakdown- Biology

To pursue a career in medicine and dentistry, the prerequisite is to pass the MDCAT and the applicant is to have prior knowledge, both theoretical and practical application of biological sciences at a higher secondary level. The MDCAT 2021 syllabus had a 32% weightage assigned to Biology highlighting the importance of the subject to be eligible for pursuing a medical and dental degree.

The dataset depicts the highest scores achieved in Biology and highlights the standard of higher secondary education and the overall performance of students across Pakistan. The MDCAT questions were framed in a manner whereby the applicant was expected to apply the concepts learned rather than relying on memorised content.

## Highest Scores Achieved

**68**  
**Total Score**

**68**  
**National**

**68**  
**Punjab**

**67**  
**Sindh**

**64**  
**Khyber Pakhtunkhwa**

**63**  
**Baluchistan**

**63**  
**Gilgit Baltistan**

**64**  
**Azad Jammu Kashmir**

**66**  
**Islamabad Capital Authority**

**64**  
**International**

# MDCAT 2021

August - September 2021



## Average Score in Biology

**68**  
**Total Score**

**39**  
**National**

**40**  
**Punjab**

**35**  
**Sindh**

**37**  
**Khyber Pakhtunkhwa**

**36**  
**Baluchistan**

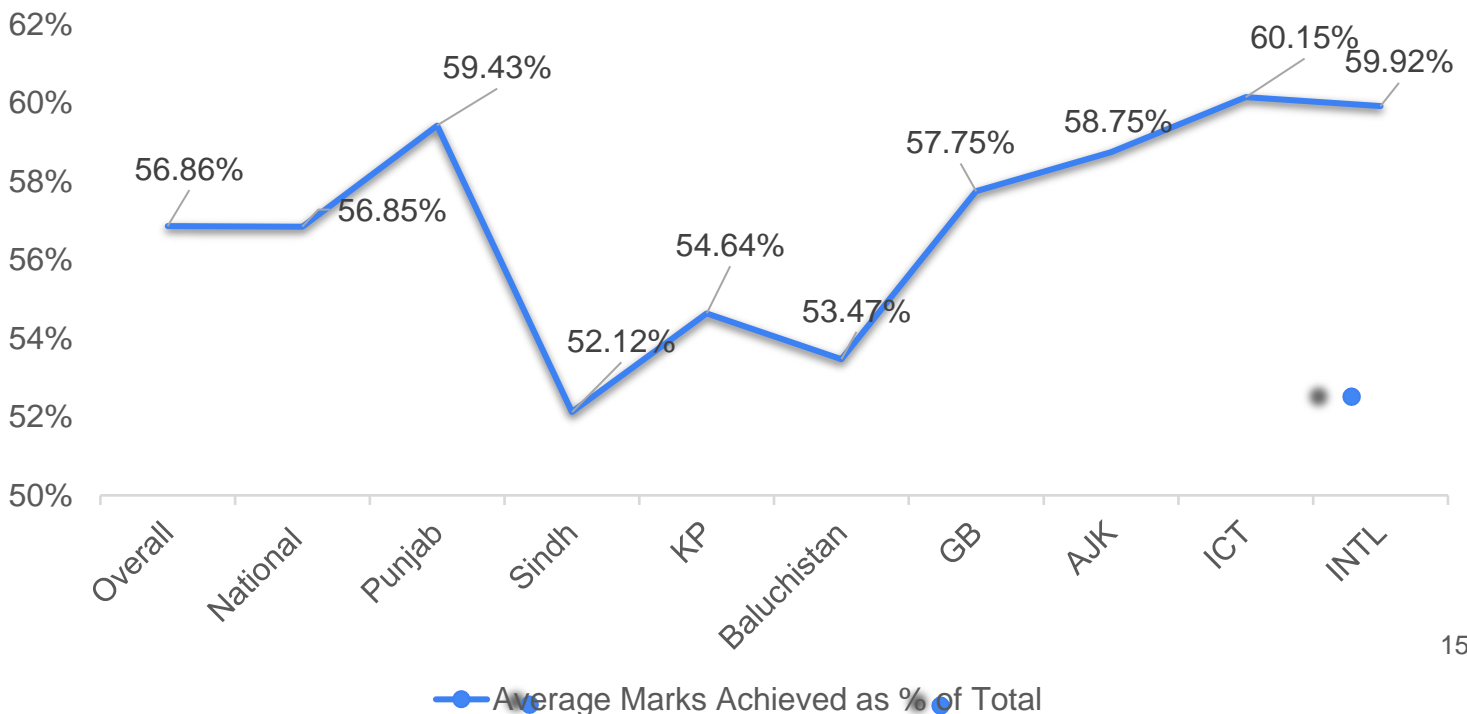
**39**  
**Gilgit Baltistan**

**40**  
**Azad Jammu Kashmir**

**41**  
**Islamabad Capital Authority**

**41**  
**International**

## Average Score as percentage of total

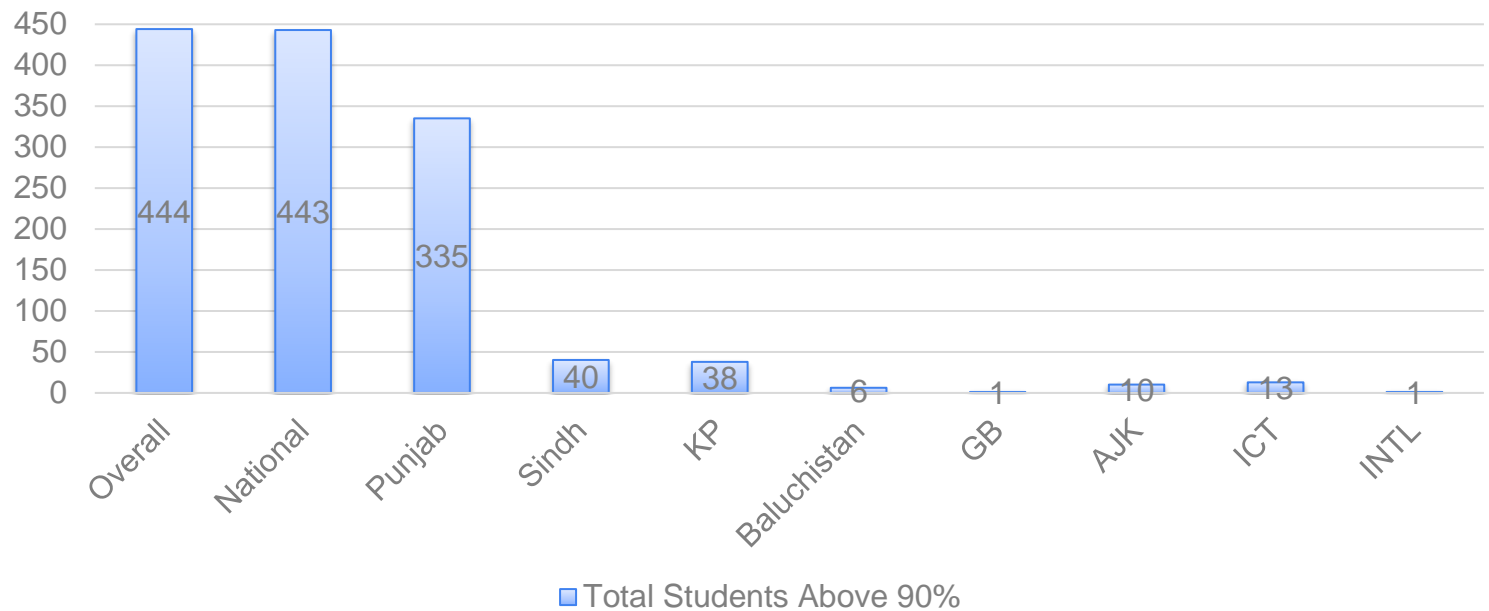


# MDCAT 2021

August - September 2021



## Total students who scored above 90% in Biology



**443**  
**National**

**335**  
**Punjab**

**40**  
**Sindh**

**38**  
**Khyber Pakhtunkhwa**

**6**  
**Baluchistan**

**1**  
**Gilgit Baltistan**

**10**  
**Azad Jammu Kashmir**

**13**  
**Islamabad Capital Authority**

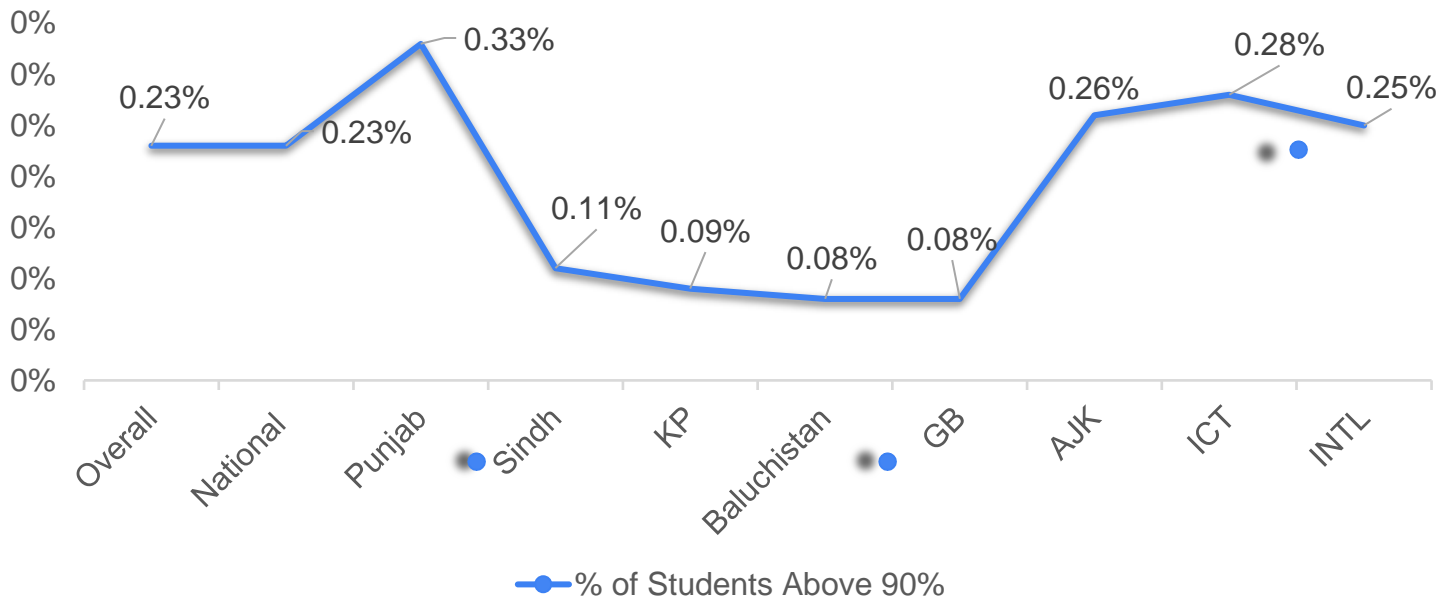
**1**  
**International**

# MDCAT 2021

August - September 2021



## Percentage of Students scoring above 90% in Biology



**0.23%**  
**National**

**0.33%**

**Punjab**

**0.11%**

**Sindh**

**0.09%**

**Khyber Pakhtunkhwa**

**0.08%**

**Baluchistan**

**0.08%**

**Gilgit Baltistan**

**0.26%**

**Azad Jammu Kashmir**

**0.28%**

**Islamabad Capital Authority**

**0.25%**

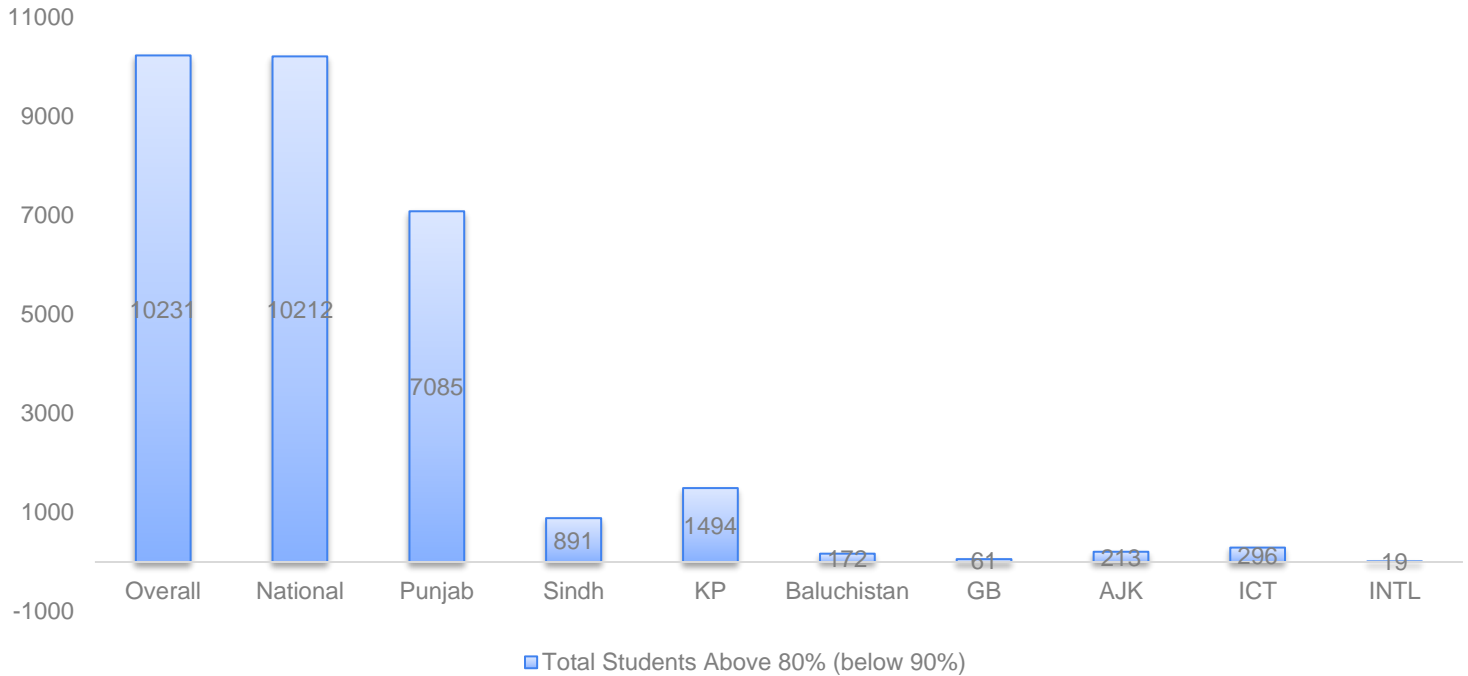
**International**

# MDCAT 2021

August - September 2021



## Students who scored above 80% (Below 90%) in Biology



**10,212**  
**National**

**7,085**  
**Punjab**

**891**  
**Sindh**

**1,494**  
**Khyber Pakhtunkhwa**

**172**  
**Baluchistan**

**61**  
**Gilgit Baltistan**

**213**  
**Azad Jammu Kashmir**

**296**  
**Islamabad Capital Authority**

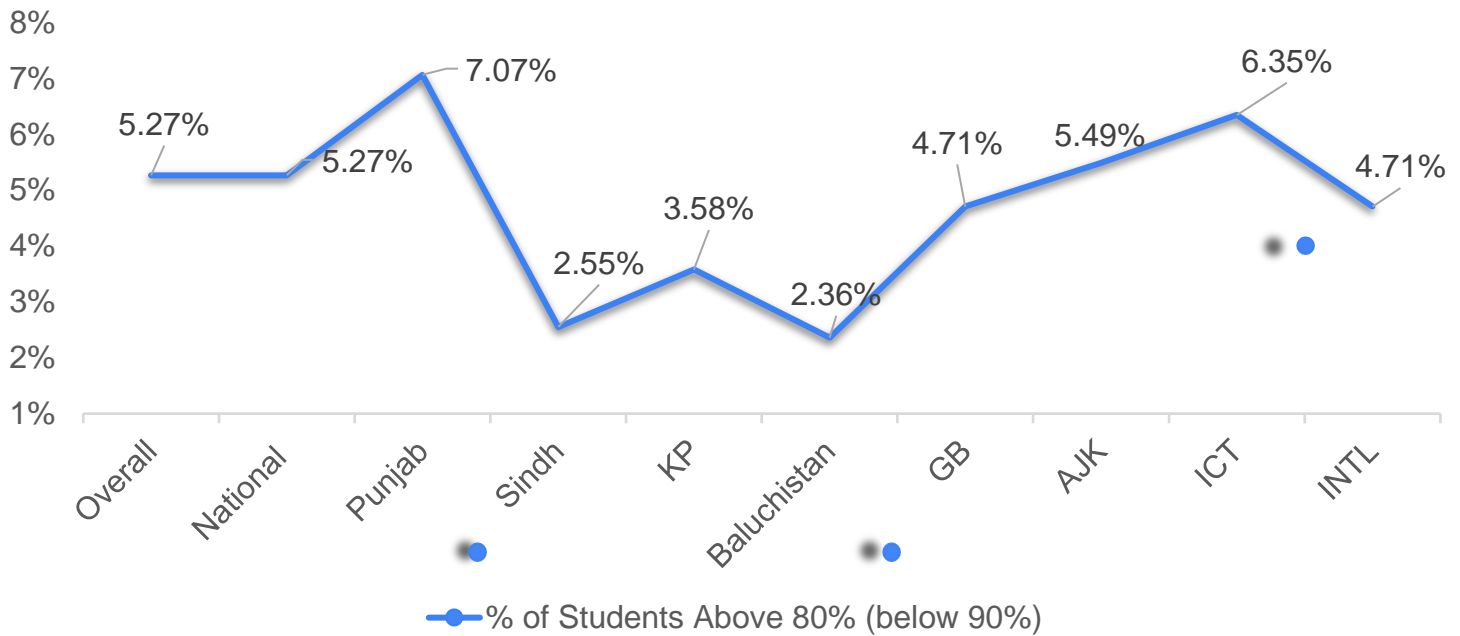
**19**  
**International**

# MDCAT 2021

August - September 2021



## Percentage of students scoring above 80% (below 90%) in Biology



**5.27%**  
**National**

**7.07%**  
**Punjab**

**2.55%**  
**Sindh**

**3.58%**  
**Khyber Pakhtunkhwa**

**2.36%**  
**Baluchistan**

**4.71%**  
**Gilgit Baltistan**

**5.49%**  
**Azad Jammu Kashmir**

**6.35%**  
**Islamabad Capital Authority**

**4.71%**  
**International**

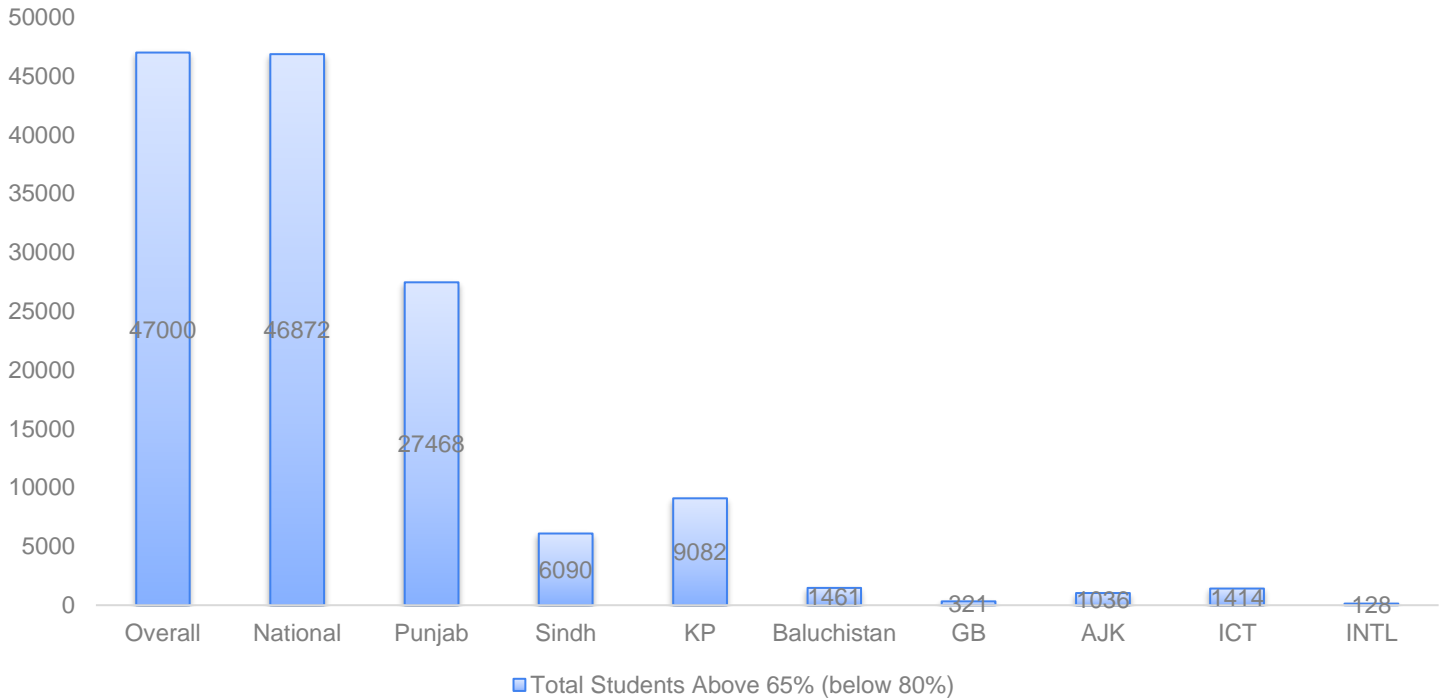


# MDCAT 2021

August - September 2021



## Students who scored above 65% (Below 80%) in Biology



**46,872**  
**National**

**27,468**  
**Punjab**

**6,090**  
**Sindh**

**9,082**  
**Khyber Pakhtunkhwa**

**1,461**  
**Baluchistan**

**321**  
**Gilgit Baltistan**

**1,036**  
**Azad Jammu Kashmir**

**1,414**  
**Islamabad Capital Authority**

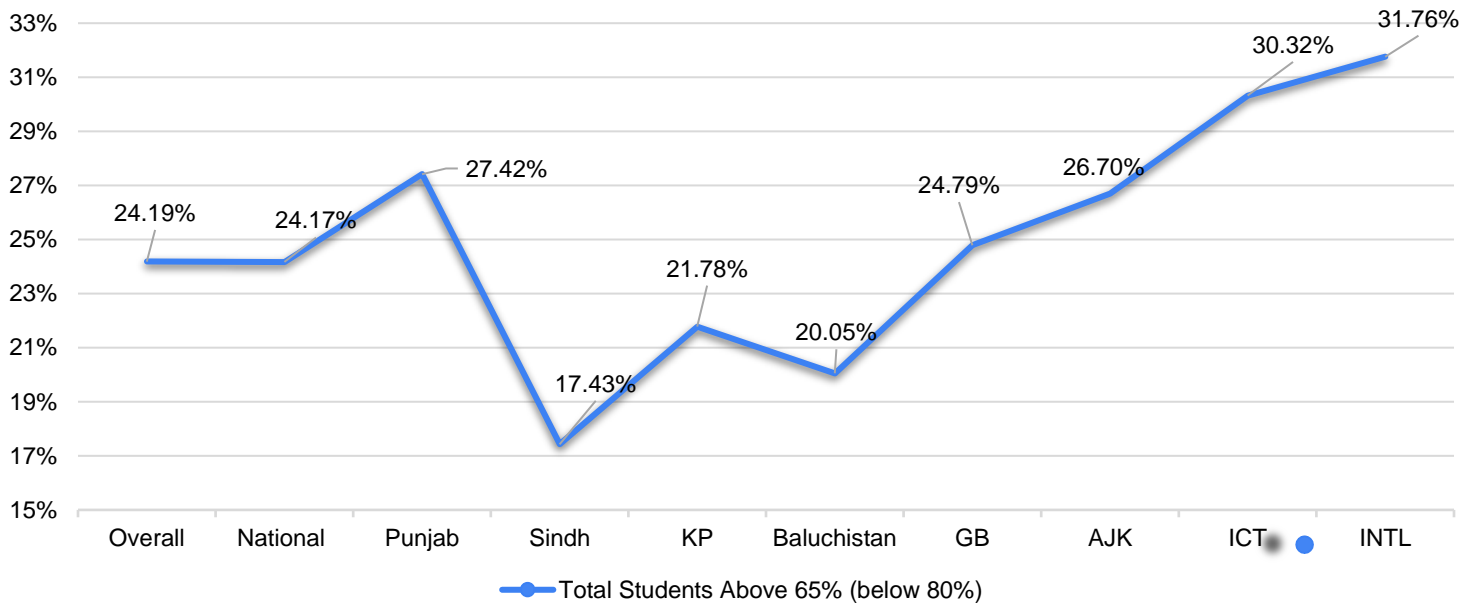
**128**  
**International**

# MDCAT 2021

August - September 2021



## Percentage of students scoring above 65% (below 80%) in Biology



**24.19%**  
**National**

**27.42%**  
**Punjab**

**17.43%**  
**Sindh**

**21.78%**  
**Khyber Pakhtunkhwa**

**20.05%**  
**Baluchistan**

**24.79%**  
**Gilgit Baltistan**

**26.70%**  
**Azad Jammu Kashmir**

**30.32%**  
**Islamabad Capital Authority**

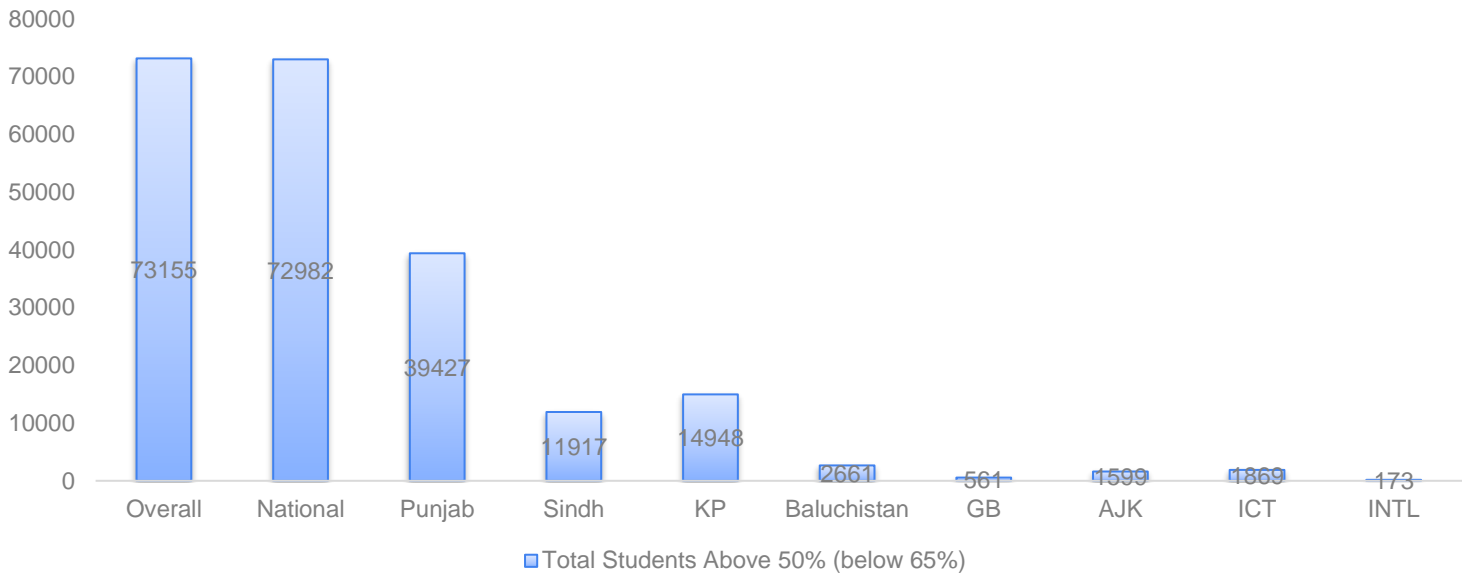
**31.76%**  
**International**

# MDCAT 2021

August - September 2021



## Student who scored above 50% (Below 65%) in Biology



**72,982**  
**National**

**39,427**  
**Punjab**

**11,917**  
**Sindh**

**14,948**  
**Khyber Pakhtunkhwa**

**2,661**  
**Baluchistan**

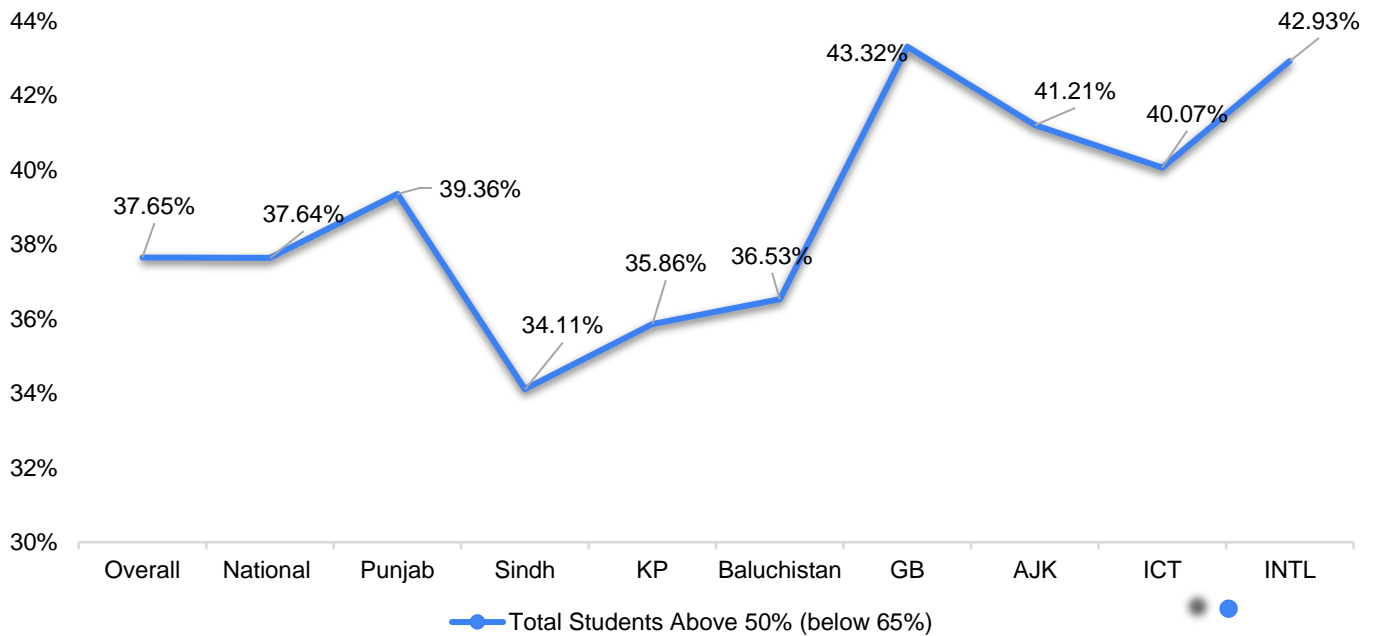
**561**  
**Gilgit Baltistan**

**1,599**  
**Azad Jammu Kashmir**

**1,869**  
**Islamabad Capital Authority**

**173**  
**International**

## Percentage of students scoring above 50% (below 65%) in Biology



**37.64%**  
**National**

**39.36%**  
**Punjab**

**34.11%**  
**Sindh**

**35.86%**  
**Khyber Pakhtunkhwa**

**36.53%**  
**Baluchistan**

**43.35%**  
**Gilgit Baltistan**

**41.21%**  
**Azad Jammu Kashmir**

**40%**  
**Islamabad Capital Authority**

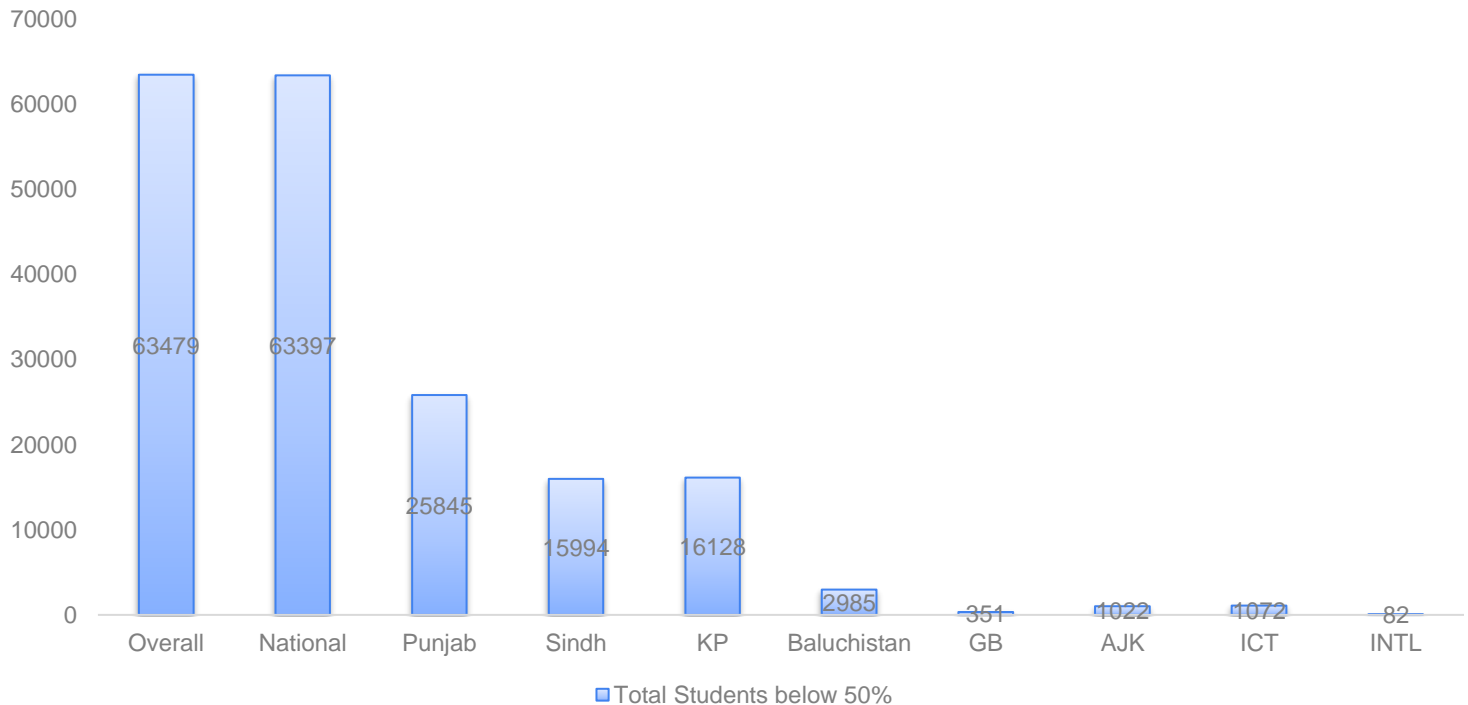
**42.93%**  
**International**

# MDCAT 2021

August - September 2021



## Students who scored below 50% in Biology



**63,397**  
**National**

**25,845**  
**Punjab**

**15,994**  
**Sindh**

**16,128**  
**Khyber Pakhtunkhwa**

**2,985**  
**Baluchistan**

**351**  
**Gilgit Baltistan**

**1,022**  
**Azad Jammu Kashmir**

**1,072**  
**Islamabad Capital Authority**

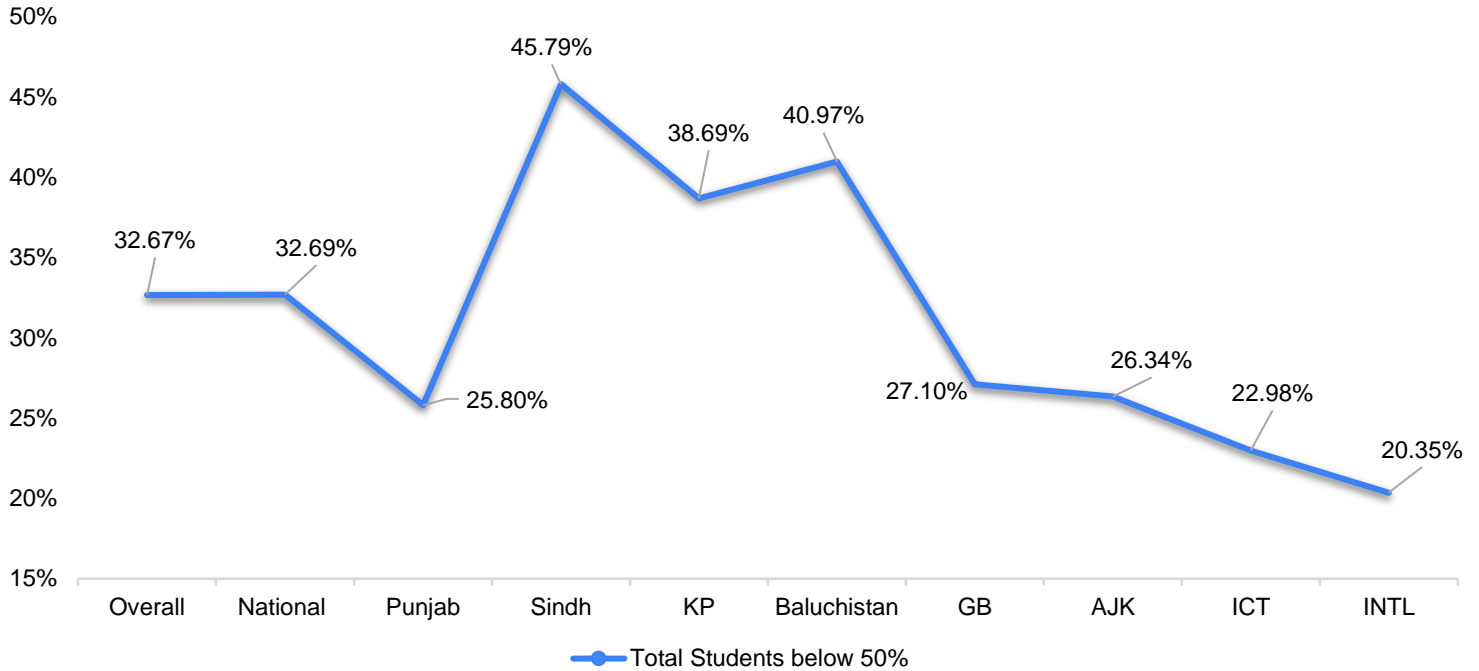
**82**  
**International**

# MDCAT 2021

August - September 2021



## Percentage of students scoring below 50% in Biology



**32.69%**  
**National**

**25.80%**  
**Punjab**

**45.79%**  
**Sindh**

**38.69%**  
**Khyber Pakhtunkhwa**

**40.97%**  
**Baluchistan**

**27.10%**  
**Gilgit Baltistan**

**26.34%**  
**Azad Jammu Kashmir**

**23%**  
**Islamabad Capital Authority**

**20.35%**  
**International**

## Subject-Wise Breakdown- Chemistry

Chemistry is an integral part of the medical and dental curriculum; the application of chemical sciences is essential in understanding the process of the human body. An understanding of chemical processes and the intricate link between the human body and substances is crucial for the pursuance of a medical or dental degree. With a 26.5% weightage in the MDCAT Syllabus, the students were assessed on their conceptual knowledge and understanding of the subject.

Through the implementation of a single computer based examination, the final cumulative data received will support facilitate the provincial governments to improve the teaching standards at the grassroot levels.

### Highest Scores Achieved

**56**

**Total Score**

**56**

**National**

**56**

**Punjab**

**55**

**Sindh**

**56**

**Khyber Pakhtunkhwa**

**53**

**Baluchistan**

**51**

**Gilgit Baltistan**

**55**

**Azad Jammu Kashmir**

**56**

**Islamabad Capital Authority**

**52**

**International**



# MDCAT 2021

August - September 2021



## Average Score in Chemistry

**56**  
**Total Score**

**33**  
**National**

**35**  
**Punjab**

**29**  
**Sindh**

**31**  
**Khyber Pakhtunkhwa**

**29**  
**Baluchistan**

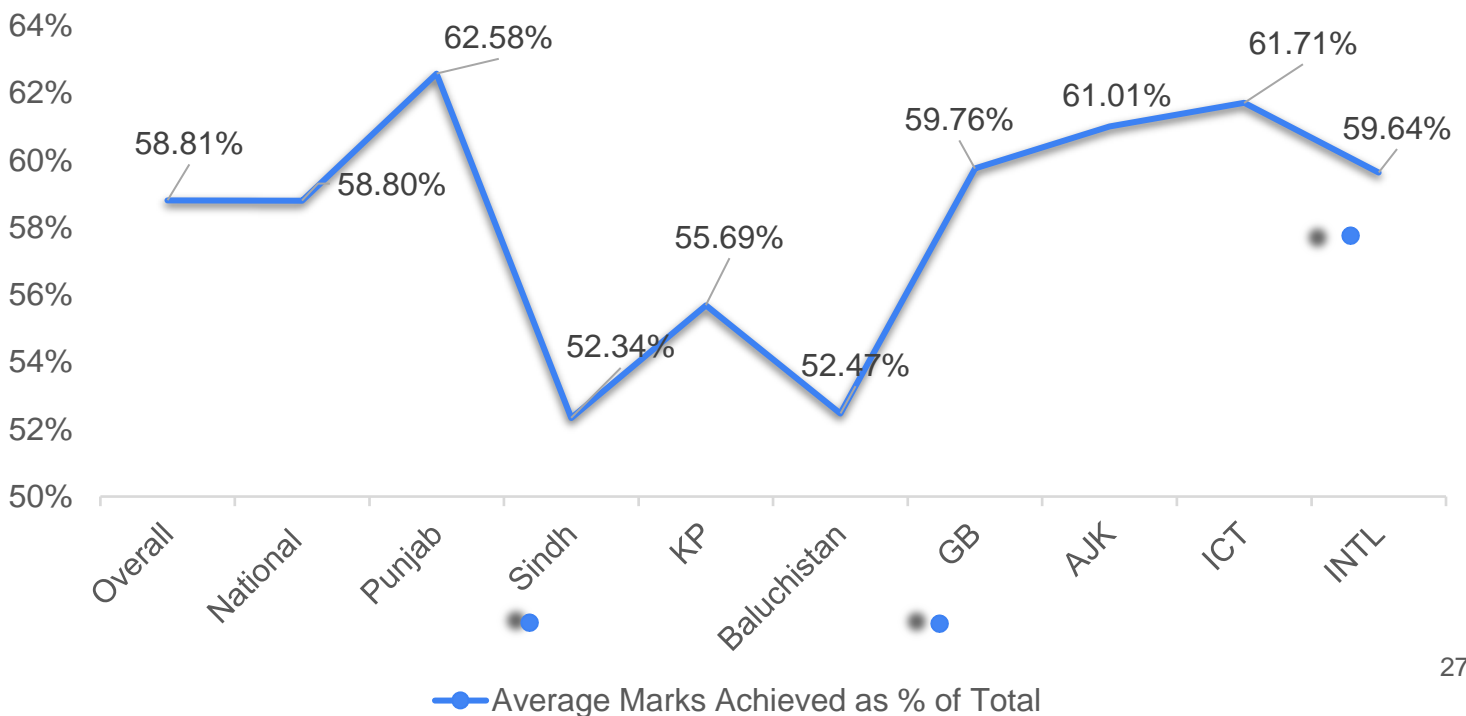
**33**  
**Gilgit Baltistan**

**34**  
**Azad Jammu Kashmir**

**35**  
**Islamabad Capital Authority**

**33**  
**International**

## Average score as percentage of total

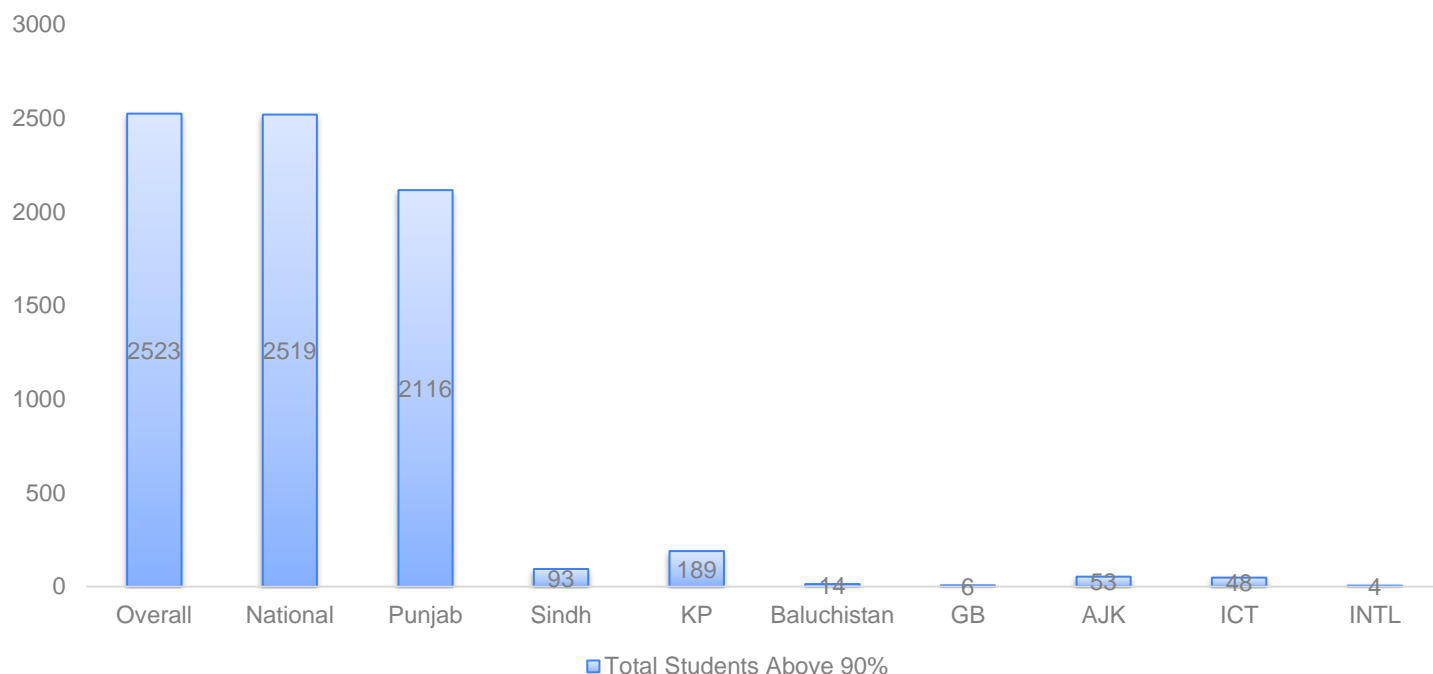


# MDCAT 2021

August - September 2021



## Total students who scored above 90% in Chemistry



**2,519**  
**National**

**2,116**  
**Punjab**

**93**  
**Sindh**

**189**  
**Khyber Pakhtunkhwa**

**14**  
**Baluchistan**

**6**  
**Gilgit Baltistan**

**53**  
**Azad Jammu Kashmir**

**48**  
**Islamabad Capital Authority**

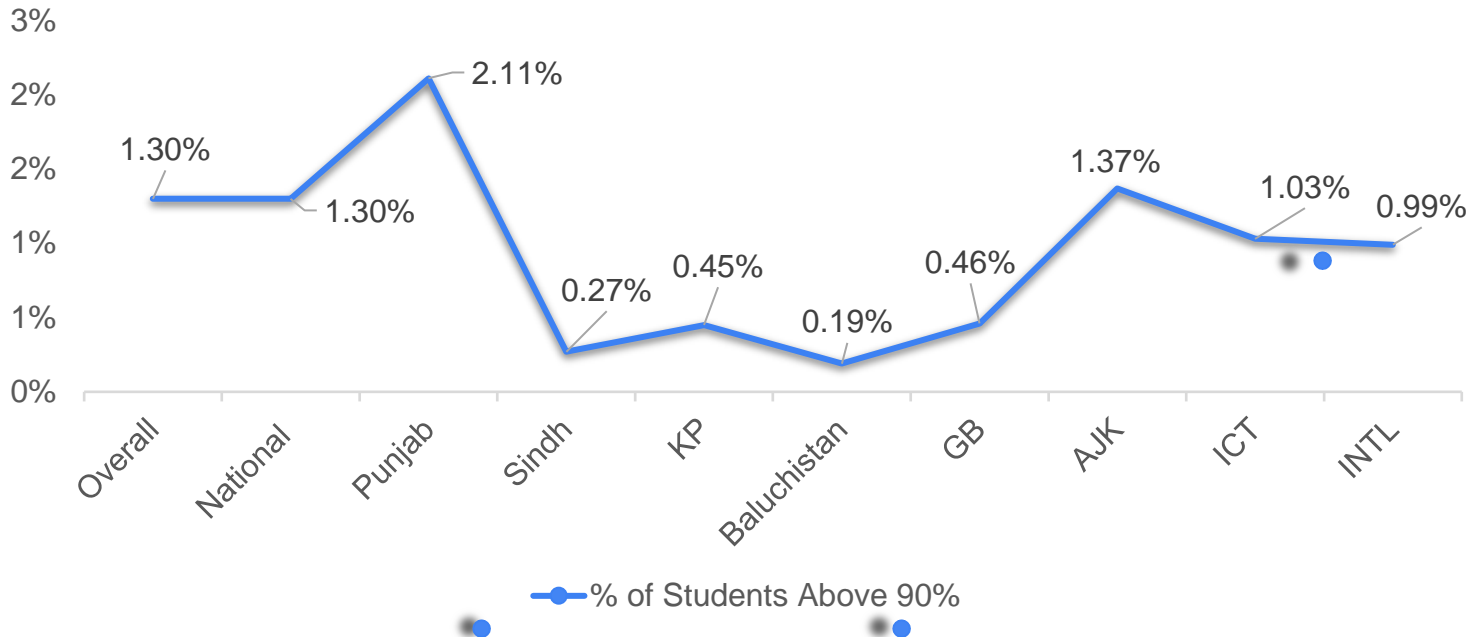
**4**  
**International**

# MDCAT 2021

August - September 2021



## Percentage of Students scoring above 90% in Chemistry



**1.30%**  
**National**

**2.11%**

**Punjab**

**0.27%**

**Sindh**

**0.45%**

**Khyber Pakhtunkhwa**

**0.19%**

**Baluchistan**

**0.46%**

**Gilgit Baltistan**

**1.37%**

**Azad Jammu Kashmir**

**1%**

**Islamabad Capital Authority**

**0.99%**

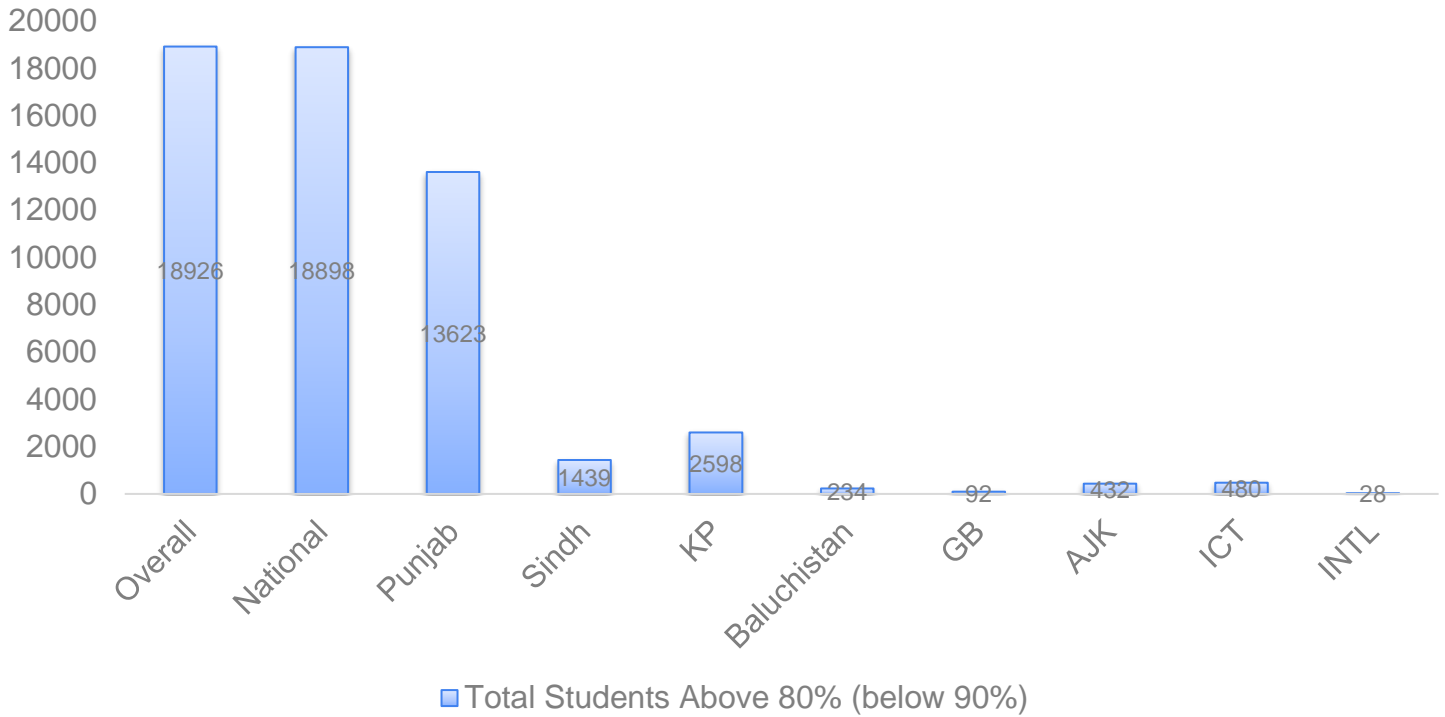
**International**

# MDCAT 2021

August - September 2021



## Total students who scored above 80% (Below 90%) in Chemistry



**18,898**  
**National**

**13,623**  
**Punjab**

**1,439**  
**Sindh**

**2,598**  
**Khyber Pakhtunkhwa**

**234**  
**Baluchistan**

**92**  
**Gilgit Baltistan**

**432**  
**Azad Jammu Kashmir**

**480**  
**Islamabad Capital Authority**

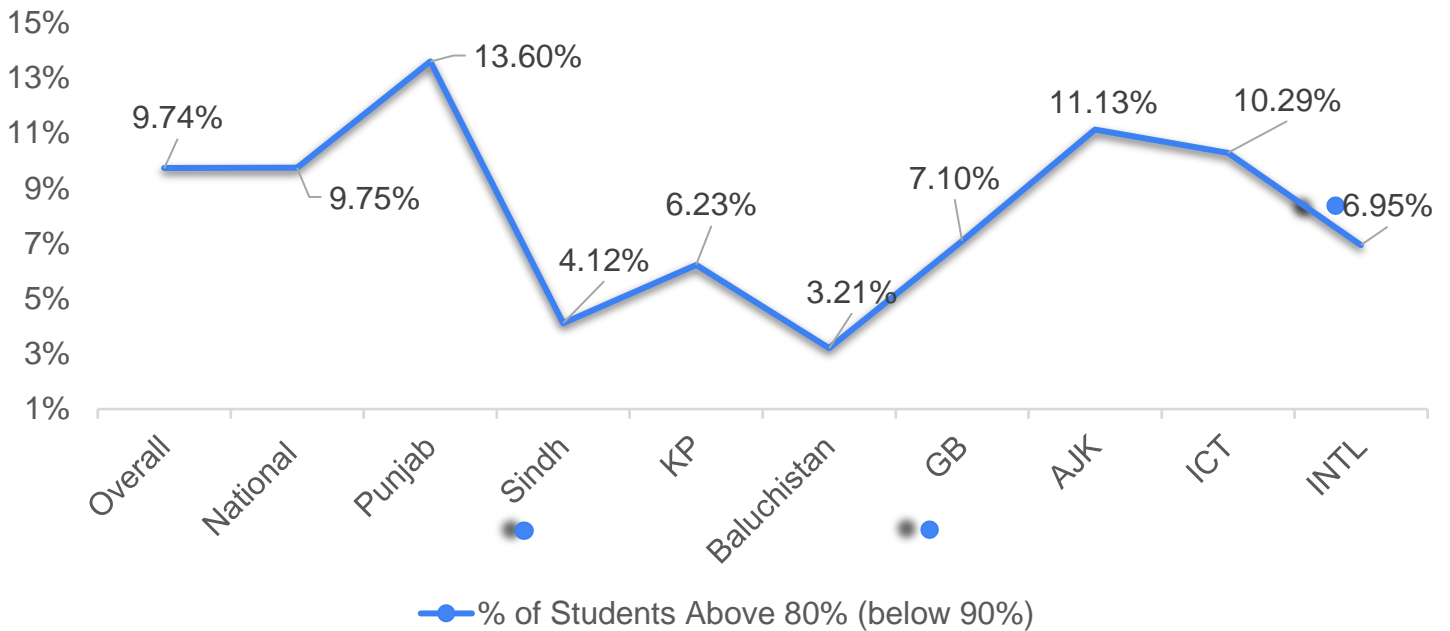
**28**  
**International**

# MDCAT 2021

August - September 2021



## Percentage of students who scored above 80% (Below 90%) in Chemistry



**9.75%**  
**National**

**13.60%**  
**Punjab**

**4.12%**  
**Sindh**

**6.23%**  
**Khyber Pakhtunkhwa**

**3.21%**  
**Baluchistan**

**7.10%**  
**Gilgit Baltistan**

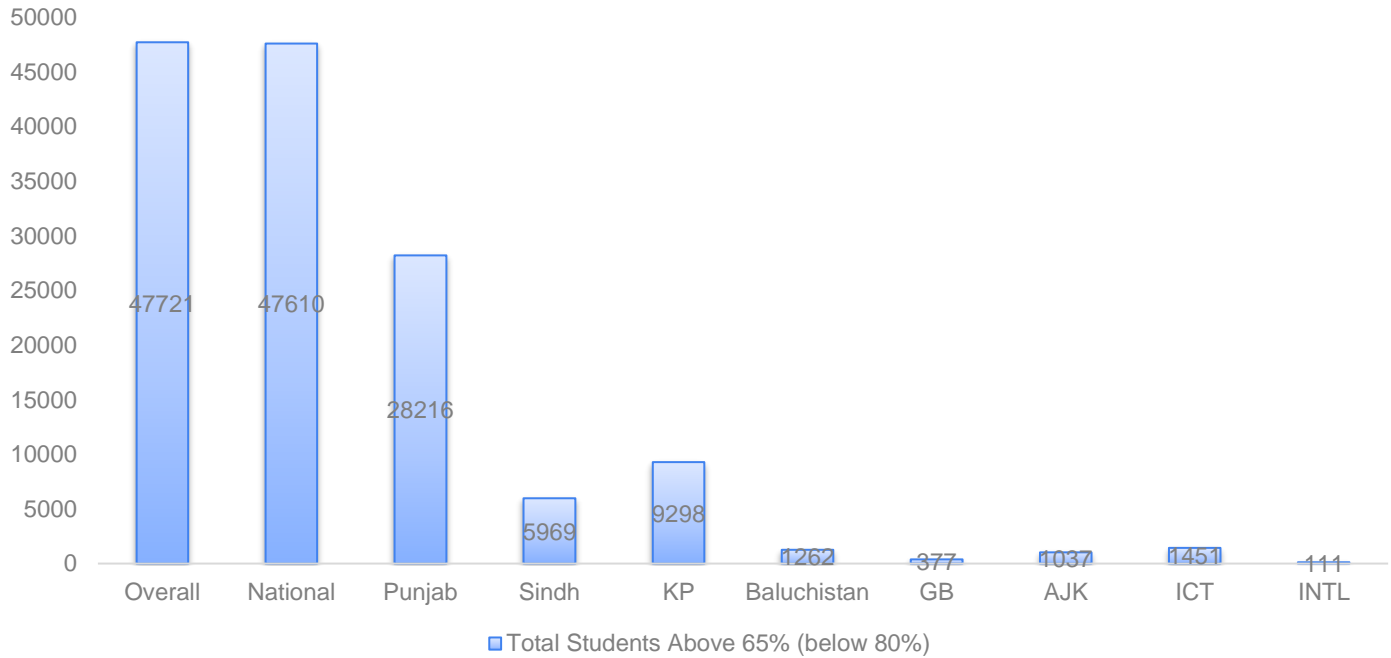
**11.13%**  
**Azad Jammu Kashmir**

**10.29%**  
**Islamabad Capital Authority**

**6.95%**  
**International**

## Student who scored above 65% (Below 80%) in Chemistry

Total Students Above 65% (below 80%) - Chemistry



**47,610**  
**National**

**28,216**  
**Punjab**

**5,969**  
**Sindh**

**9,298**  
**Khyber Pakhtunkhwa**

**1,262**  
**Baluchistan**

**377**  
**Gilgit Baltistan**

**1,037**  
**Azad Jammu Kashmir**

**1,451**  
**Islamabad Capital Authority**

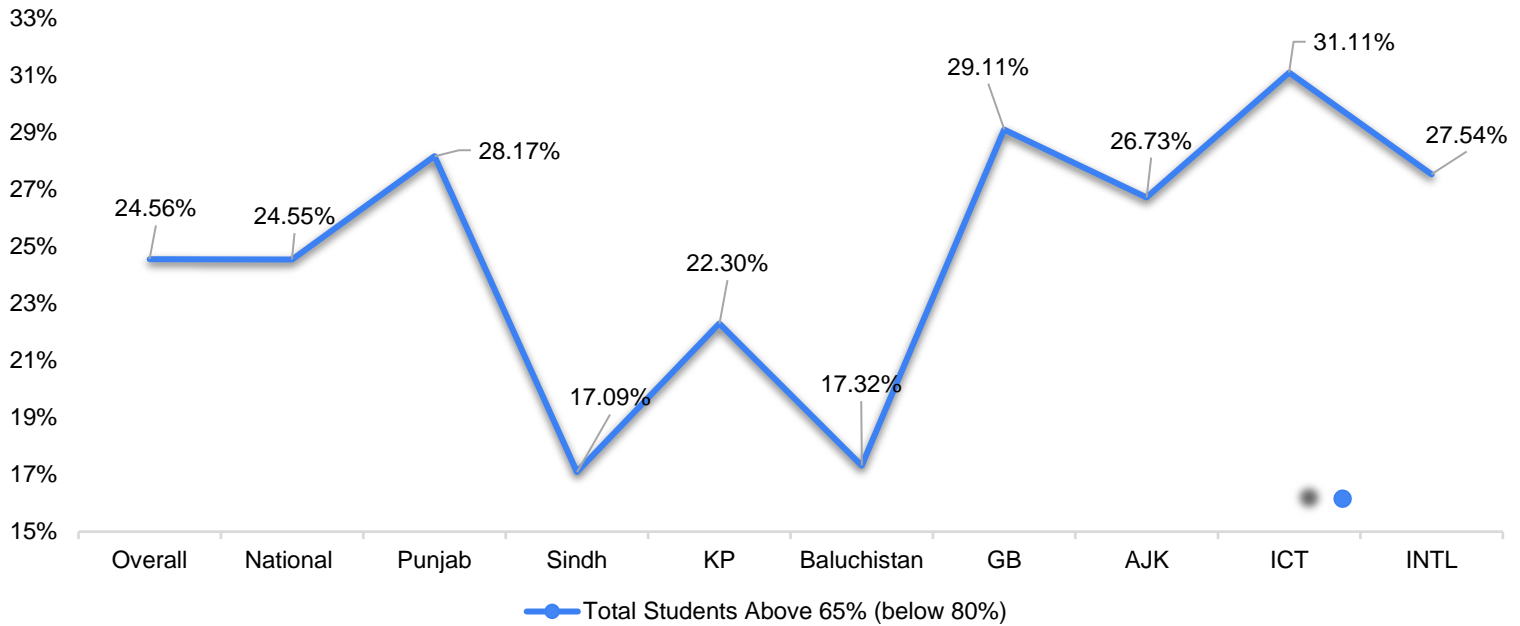
**111**  
**International**

# MDCAT 2021

August - September 2021



## Percentage of students scoring above 65% (below 80%) in Chemistry



**24.55%**  
**National**

**28.17%**  
**Punjab**

**17.09%**  
**Sindh**

**22.30%**  
**Khyber Pakhtunkhwa**

**17.32%**  
**Baluchistan**

**29.11%**  
**Gilgit Baltistan**

**26.73%**  
**Azad Jammu Kashmir**

**31%**  
**Islamabad Capital Authority**

**27.54%**  
**International**

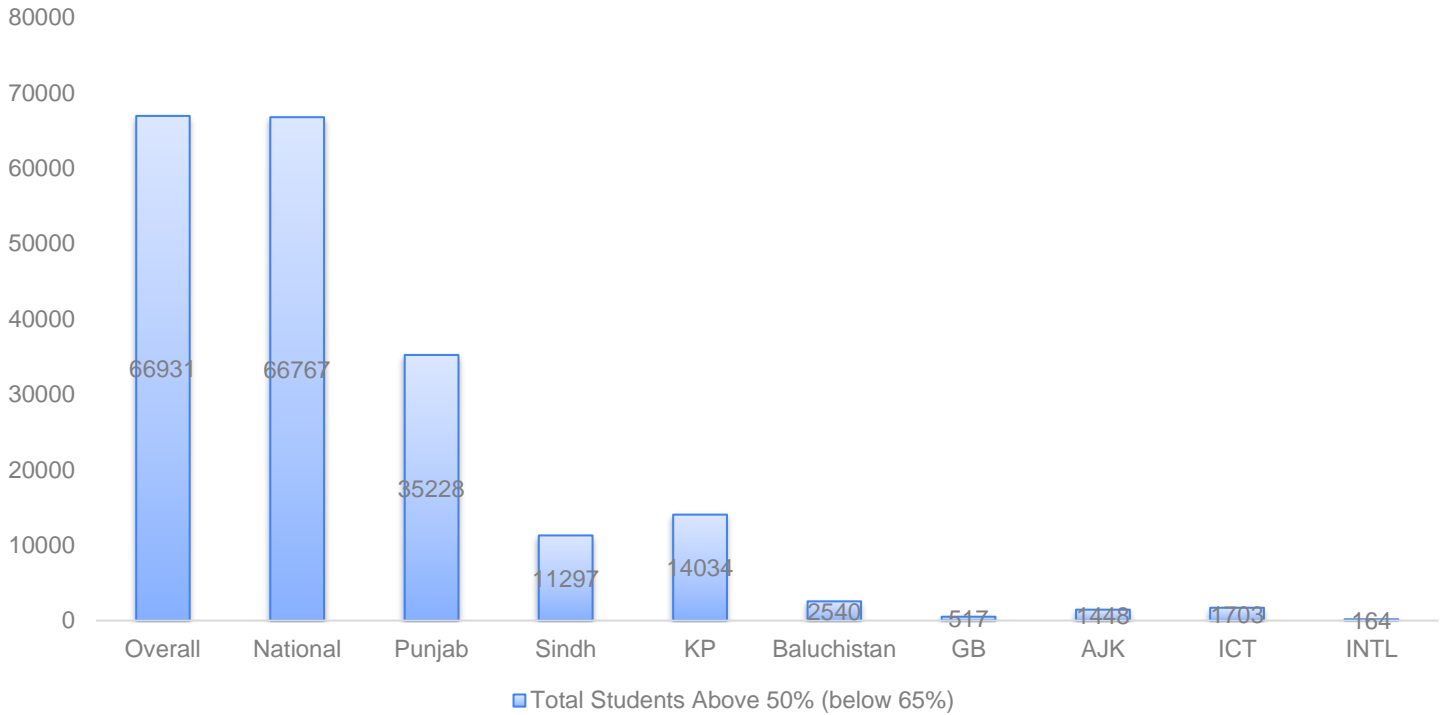


# MDCAT 2021

August - September 2021



## Students who scored above 50% (Below 65%) in Chemistry



**66,767**  
**National**

**35,228**  
**Punjab**

**11,297**  
**Sindh**

**14,034**  
**Khyber Pakhtunkhwa**

**2,540**  
**Baluchistan**

**517**  
**Gilgit Baltistan**

**1,448**  
**Azad Jammu Kashmir**

**1,703**  
**Islamabad Capital Authority**

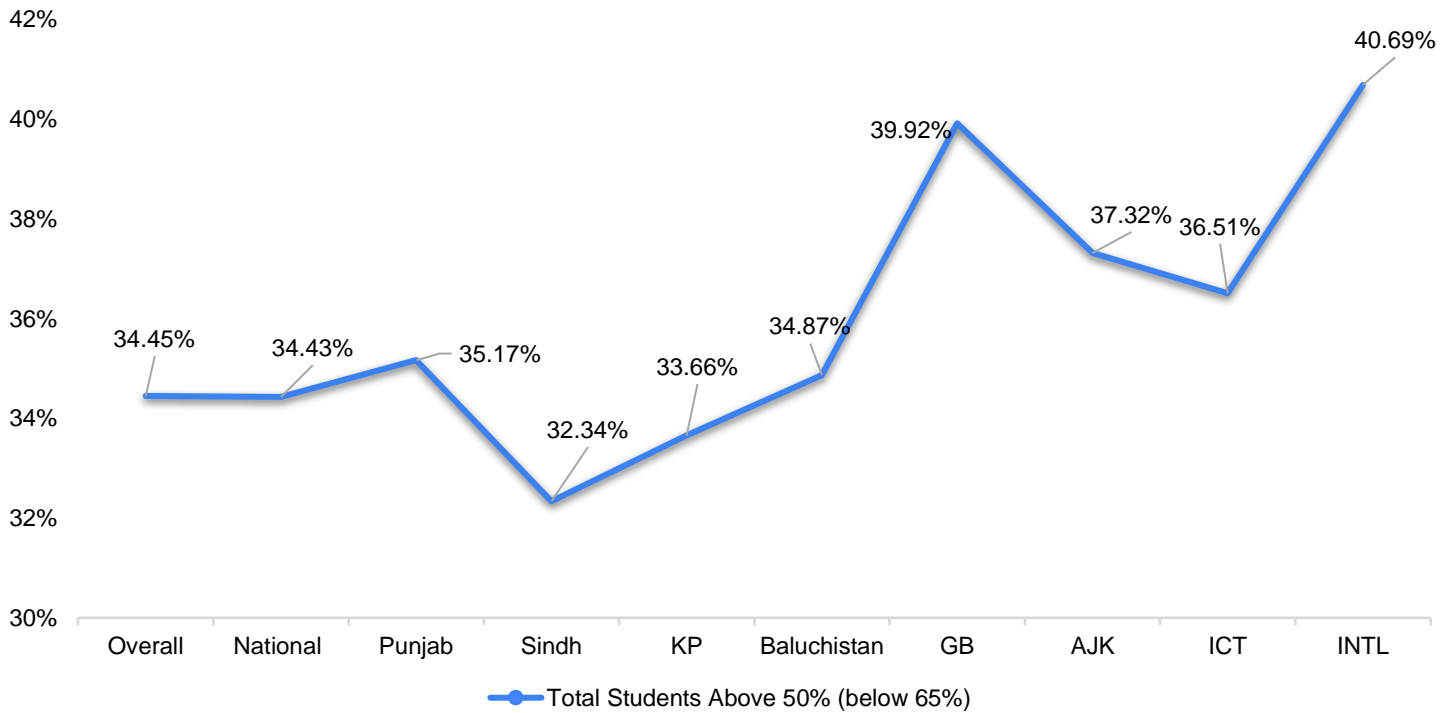
**164**  
**International**

# MDCAT 2021

August - September 2021



## Percentage of students scoring above 50% (below 65%) in Chemistry



**34.43%**  
**National**

**35.17%**  
**Punjab**

**32.34%**  
**Sindh**

**33.66%**  
**Khyber Pakhtunkhwa**

**34.87%**  
**Baluchistan**

**39.92%**  
**Gilgit Baltistan**

**37.32%**  
**Azad Jammu Kashmir**

**37%**  
**Islamabad Capital Authority**

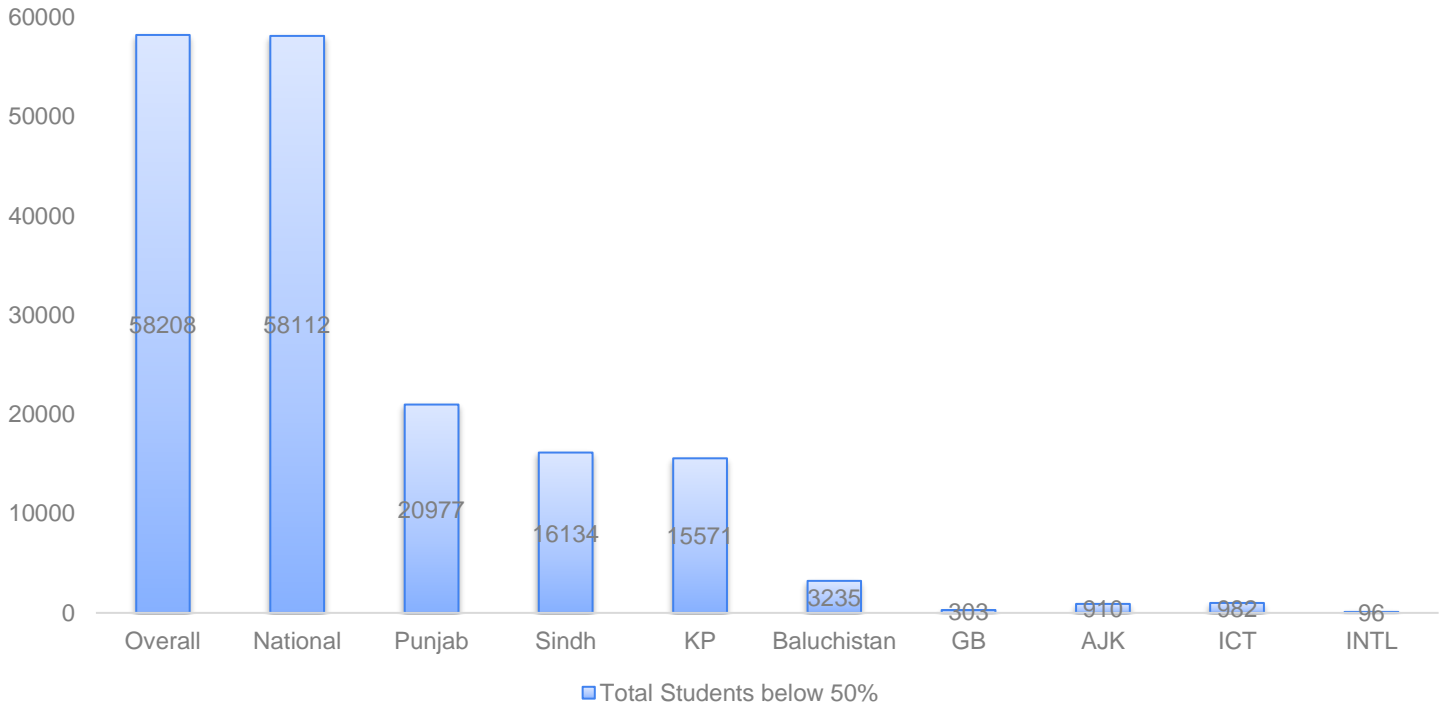
**40.69%**  
**International**

# MDCAT 2021

August - September 2021



## Students who scored below 50% in Chemistry



**58,112**  
**National**

**20,977**  
**Punjab**

**16,134**  
**Sindh**

**15,571**  
**Khyber Pakhtunkhwa**

**3,235**  
**Baluchistan**

**303**  
**Gilgit Baltistan**

**910**  
**Azad Jammu Kashmir**

**982**  
**Islamabad Capital Authority**

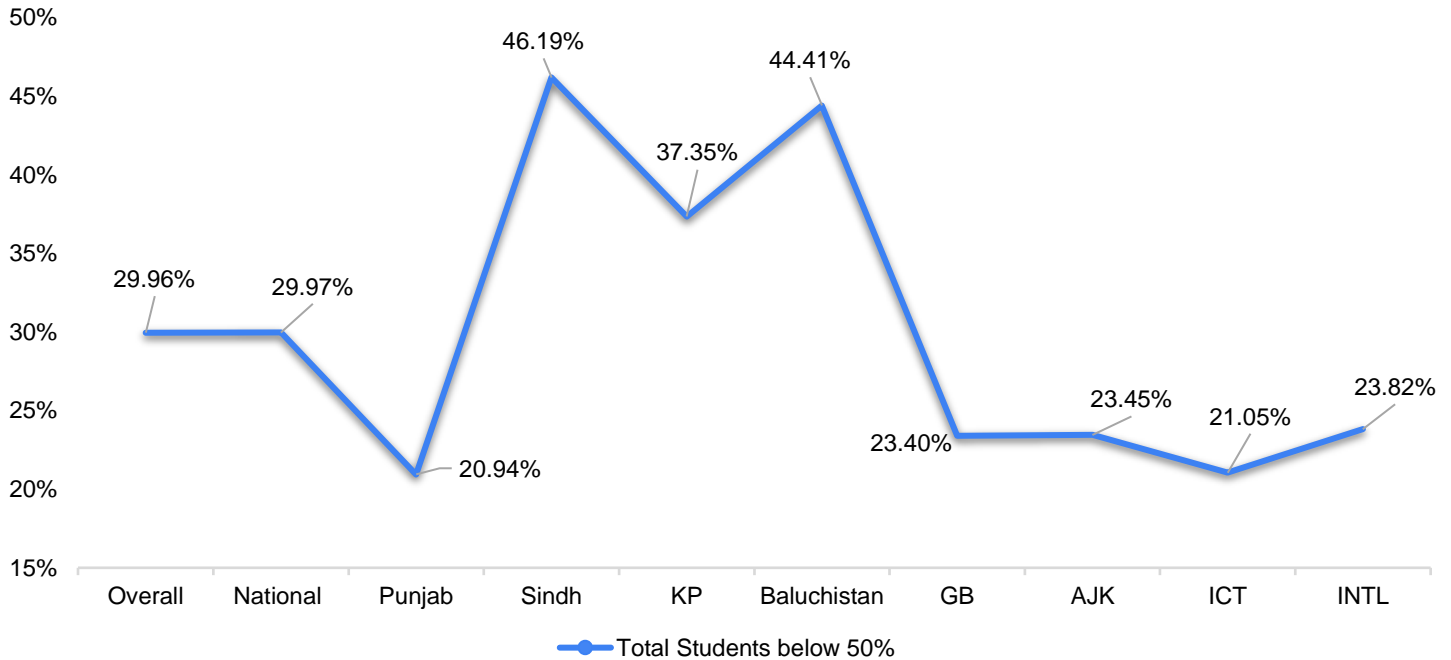
**96**  
**International**

# MDCAT 2021

August - September 2021



## Percentage of students scoring below 50% in Chemistry



**29.97%**  
**National**

**20.94%**  
**Punjab**

**46.19%**  
**Sindh**

**37.35%**  
**Khyber Pakhtunkhwa**

**44.41%**  
**Baluchistan**

**23.40%**  
**Gilgit Baltistan**

**23.45%**  
**Azad Jammu Kashmir**

**21%**  
**Islamabad Capital Authority**

**23.82%**  
**International**

## Subject-Wise Breakdown - Physics

Physics is one of the three sciences essential for a medical and dental degree. In today's day and age, the diagnosis of a patient relies on advanced medical instruments that require an in-depth knowledge of physics. The ability to apply the concepts learnt during higher secondary education plays a crucial role in medical education. Physics too, was assigned a weightage of 26.5% considering its importance as a core subject to assess the student's eligibility to be admitted in to a medical or dental program.

The set of graphs shown ahead highlights the students overall performance in the respective subject, with a percentage-wise breakdown both numerically and in graphs.

## Highest Scores Achieved

**56**  
**Total Score**

**55**  
**National**

**55**  
**Punjab**

**55**  
**Sindh**

**54**  
**Khyber Pakhtunkhwa**

**52**  
**Baluchistan**

**51**  
**Gilgit Baltistan**

**52**  
**Azad Jammu Kashmir**

**54**  
**Islamabad Capital Authority**

**53**  
**International**

# MDCAT 2021

August - September 2021



## Average Score in Physics

**56**  
**Total Score**

**34**  
**National**

**35**  
**Punjab**

**31**  
**Sindh**

**33**  
**Khyber Pakhtunkhwa**

**31**  
**Baluchistan**

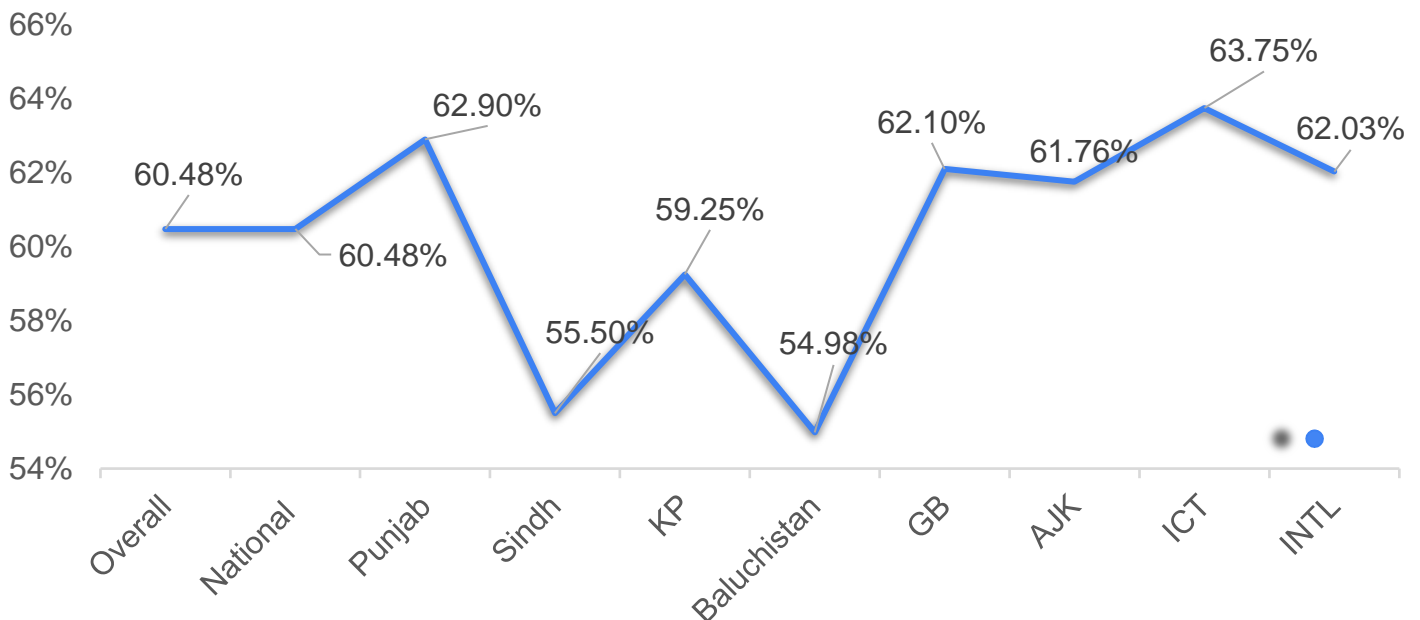
**35**  
**Gilgit Baltistan**

**35**  
**Azad Jammu Kashmir**

**36**  
**Islamabad Capital Authority**

**35**  
**International**

## Average score as percentage of total



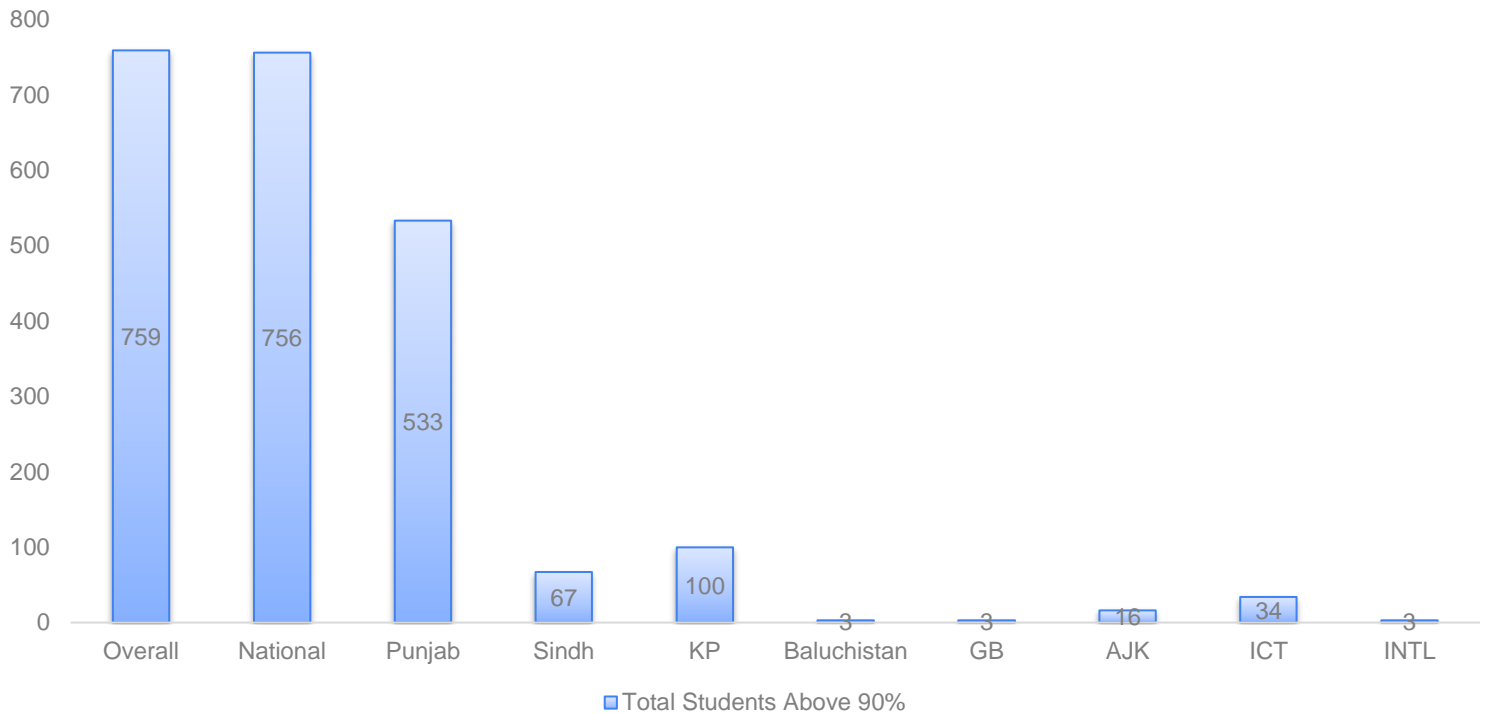
—●— Average Marks Achieved as % of Total

# MDCAT 2021

August - September 2021



## Total students who scored above 90% in Physics



**756**  
**National**

**533**  
**Punjab**

**67**  
**Sindh**

**100**  
**Khyber Pakhtunkhwa**

**3**  
**Baluchistan**

**3**  
**Gilgit Baltistan**

**16**  
**Azad Jammu Kashmir**

**34**  
**Islamabad Capital Authority**

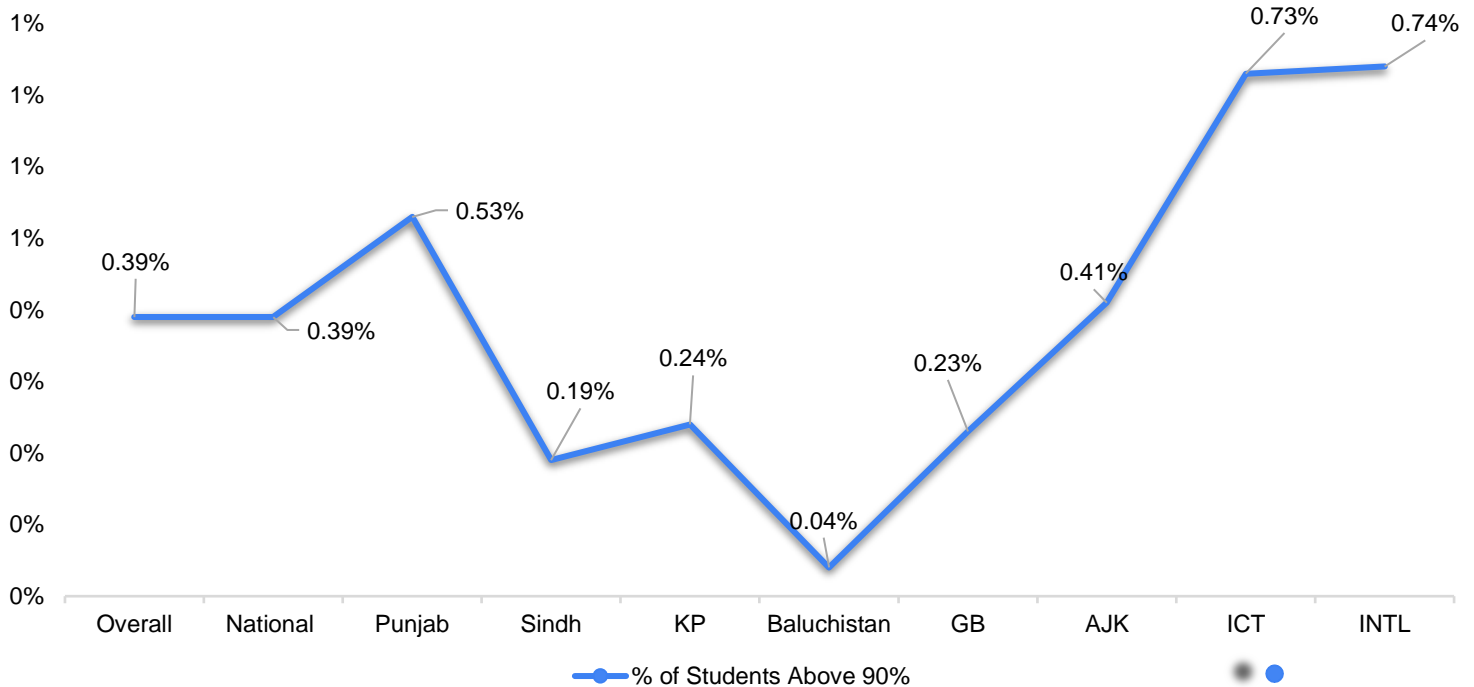
**3**  
**International**

# MDCAT 2021

August - September 2021



## Percentage of Students scoring above 90% in Physics



**0.39%**  
**National**

**0.53%**  
**Punjab**

**0.19%**  
**Sindh**

**0.24%**  
**Khyber Pakhtunkhwa**

**0.04%**  
**Baluchistan**

**0.23%**  
**Gilgit Baltistan**

**0.41%**  
**Azad Jammu Kashmir**

**1%**  
**Islamabad Capital Authority**

**0.74%**  
**International**

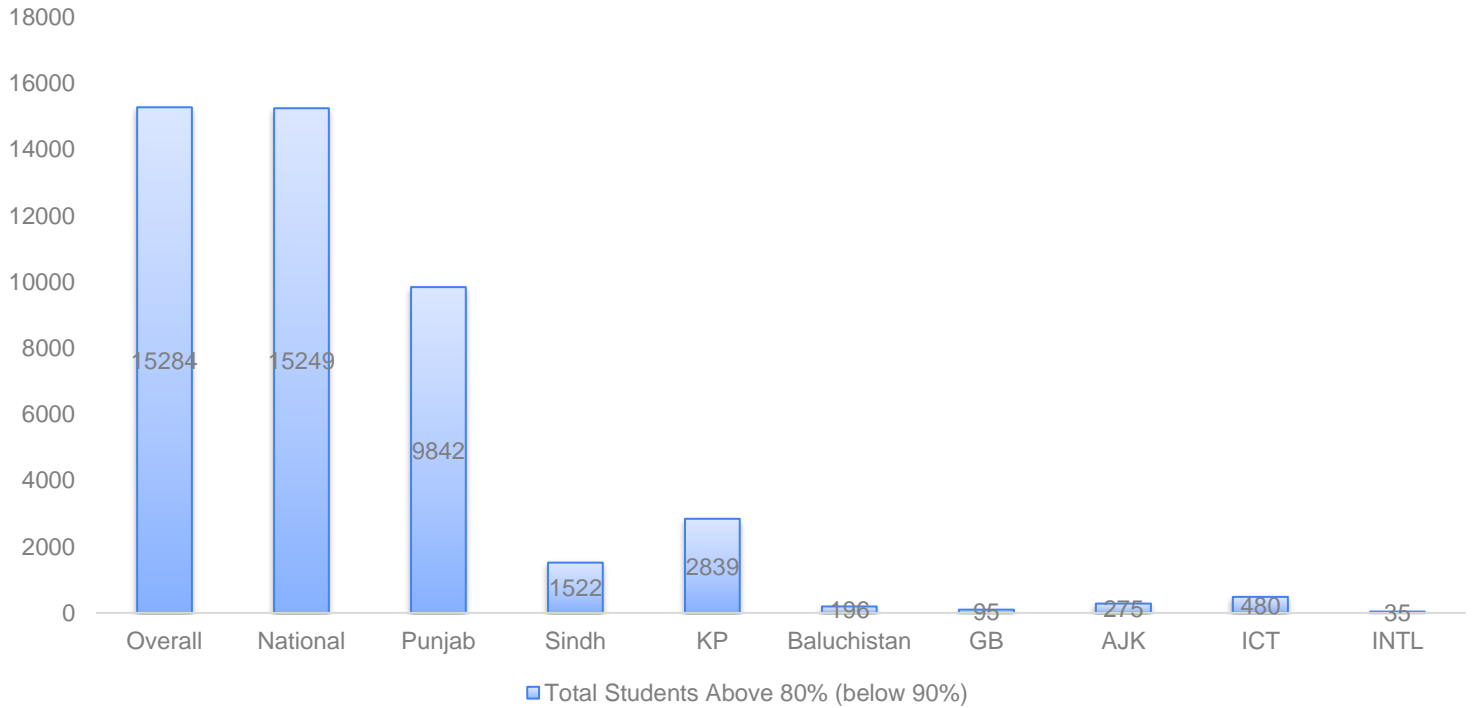


# MDCAT 2021

August - September 2021



## Students who scored above 80% (Below 90%) in Physics



**15,249**  
**National**

**9,842**  
**Punjab**

**1,522**  
**Sindh**

**2,839**  
**Khyber Pakhtunkhwa**

**196**  
**Baluchistan**

**95**  
**Gilgit Baltistan**

**275**  
**Azad Jammu Kashmir**

**480**  
**Islamabad Capital Authority**

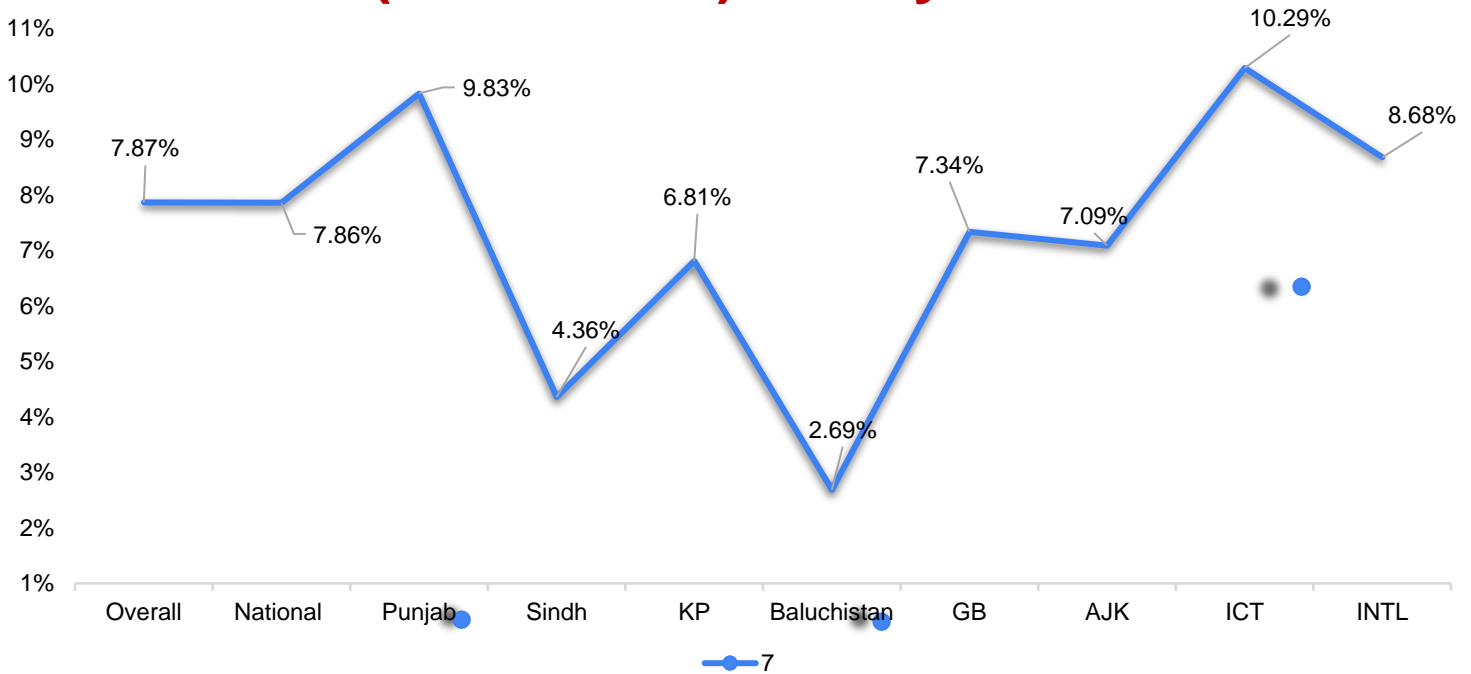
**35**  
**International**

# MDCAT 2021

August - September 2021



## Percentage of students scoring above 80% (below 90%) in Physics



**7.86%**  
**National**

**9.83%**

**Punjab**

**4.36%**

**Sindh**

**6.81%**

**Khyber Pakhtunkhwa**

**2.69%**

**Baluchistan**

**7.34%**

**Gilgit Baltistan**

**7.09%**

**Azad Jammu Kashmir**

**10%**

**Islamabad Capital Authority**

**8.68%**

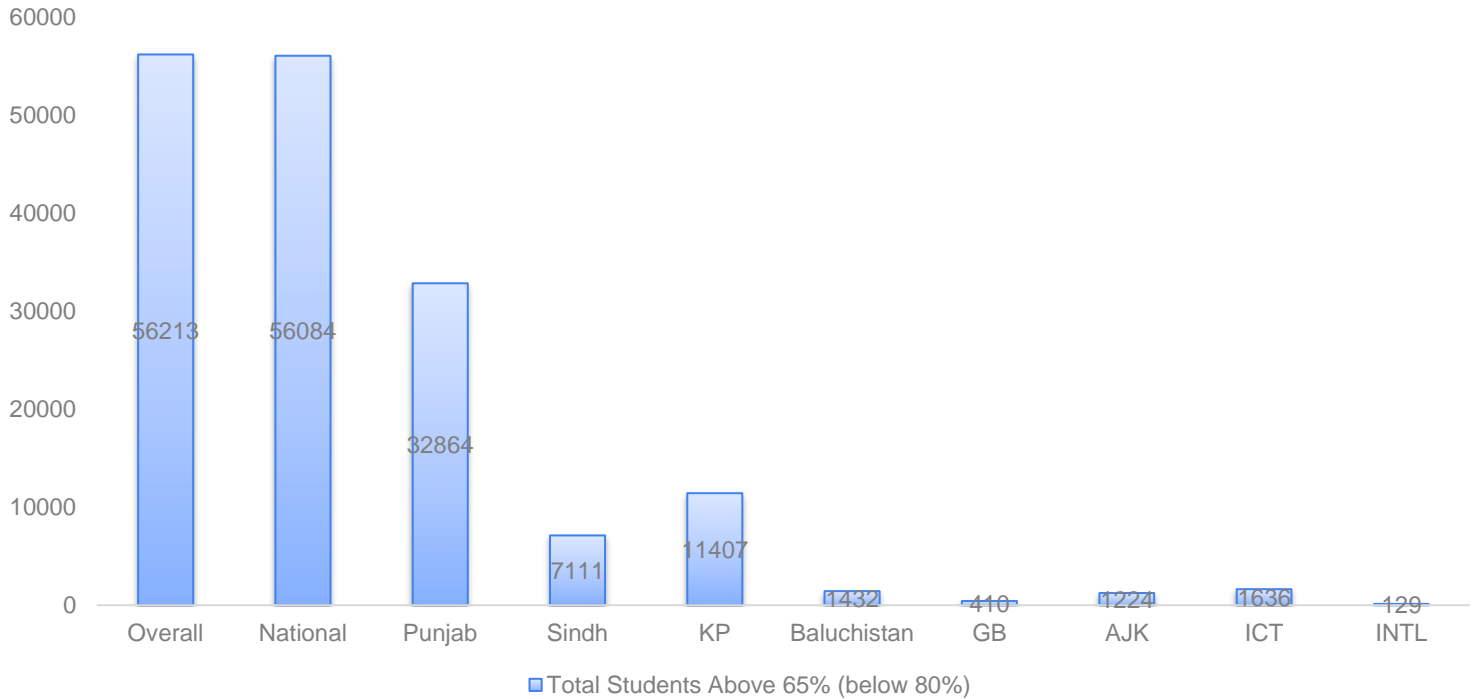
**International**

# MDCAT 2021

August - September 2021



## Students who scored above 65% (Below 80%) in Physics



**56,084**  
**National**

**32,864**  
**Punjab**

**7,111**  
**Sindh**

**11,407**  
**Khyber Pakhtunkhwa**

**1,432**  
**Baluchistan**

**410**  
**Gilgit Baltistan**

**1,224**  
**Azad Jammu Kashmir**

**1,636**  
**Islamabad Capital Authority**

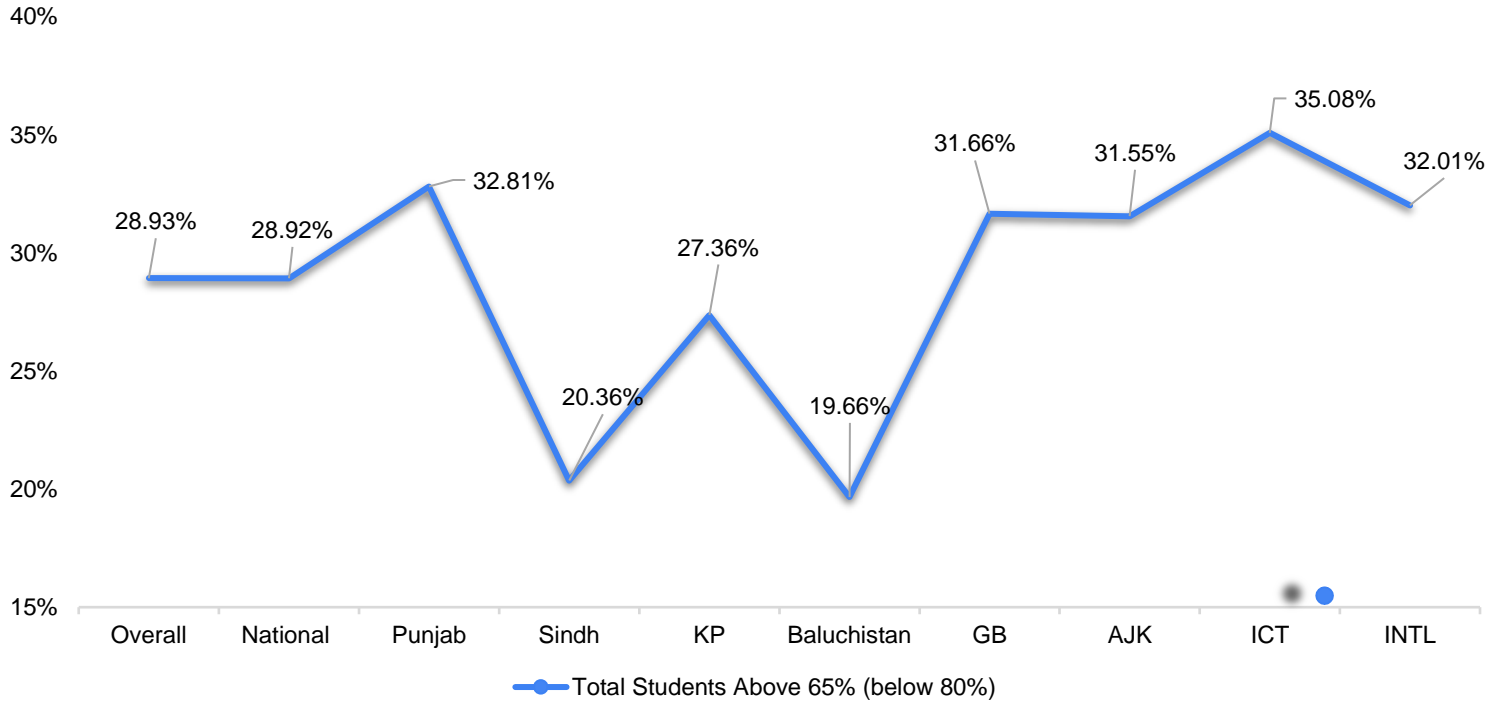
**129**  
**International**

# MDCAT 2021

August - September 2021



## Percentage of students scoring above 65% (below 80%) in Physics



**28.92%**  
**National**

**32.81%**  
**Punjab**

**20.36%**  
**Sindh**

**27.36%**  
**Khyber Pakhtunkhwa**

**19.66%**  
**Baluchistan**

**31.66%**  
**Gilgit Baltistan**

**31.55%**  
**Azad Jammu Kashmir**

**35%**  
**Islamabad Capital Authority**

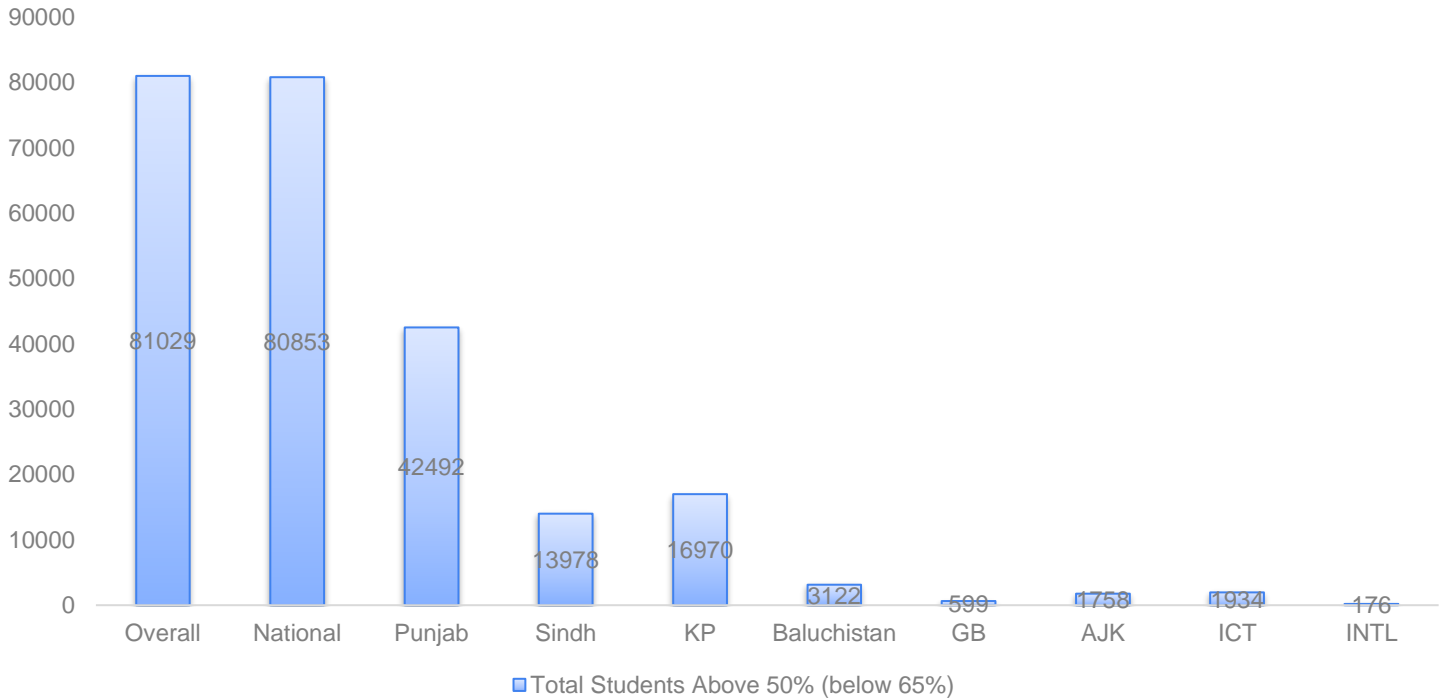
**32.01%**  
**International**

# MDCAT 2021

August - September 2021



## Students who scored above 50% (Below 65%) in Physics



**80,853**  
**National**

**42,492**  
**Punjab**

**13,978**  
**Sindh**

**16,970**  
**Khyber Pakhtunkhwa**

**3,122**  
**Baluchistan**

**599**  
**Gilgit Baltistan**

**1,758**  
**Azad Jammu Kashmir**

**1,934**  
**Islamabad Capital Authority**

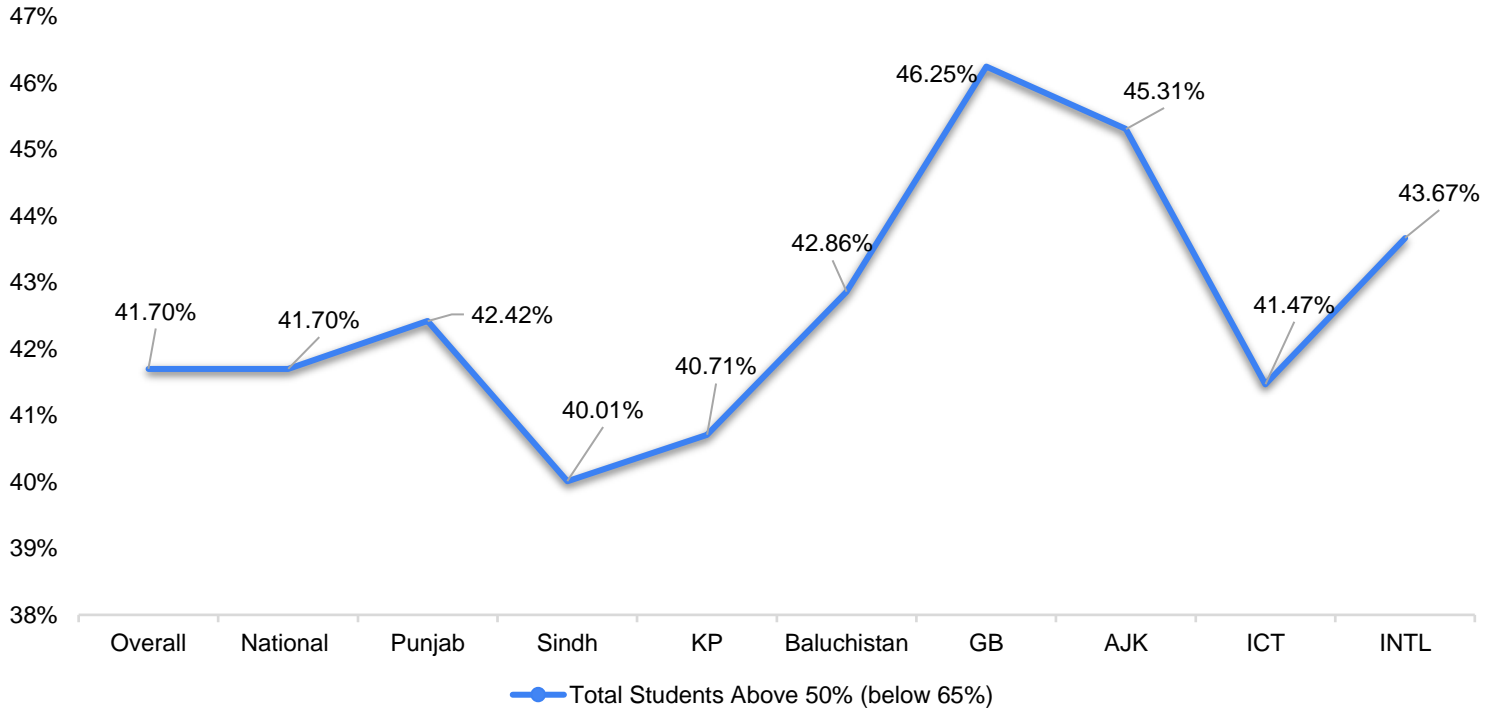
**176**  
**International**

# MDCAT 2021

August - September 2021



## Percentage of students scoring above 50% (below 65%) in Physics



**41.70%**  
**National**

**42.42%**  
**Punjab**

**40.01%**  
**Sindh**

**40.71%**  
**Khyber Pakhtunkhwa**

**42.86%**  
**Baluchistan**

**46.25%**  
**Gilgit Baltistan**

**45.31%**  
**Azad Jammu Kashmir**

**41%**  
**Islamabad Capital Authority**

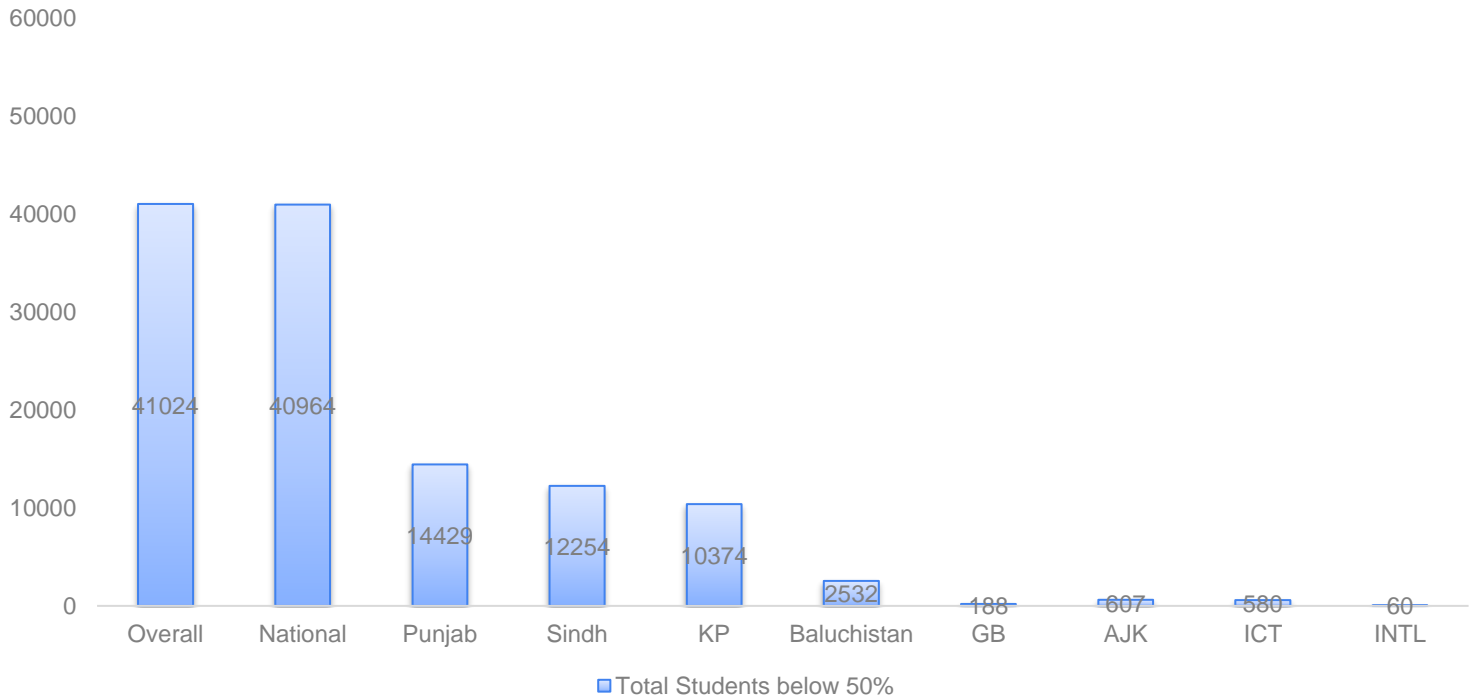
**43.67%**  
**International**

# MDCAT 2021

August - September 2021



## Students who scored below 50% in Physics



**40,964**  
**National**

**14,429**  
**Punjab**

**12,254**  
**Sindh**

**10,374**  
**Khyber Pakhtunkhwa**

**2,532**  
**Baluchistan**

**188**  
**Gilgit Baltistan**

**607**  
**Azad Jammu Kashmir**

**580**  
**Islamabad Capital Authority**

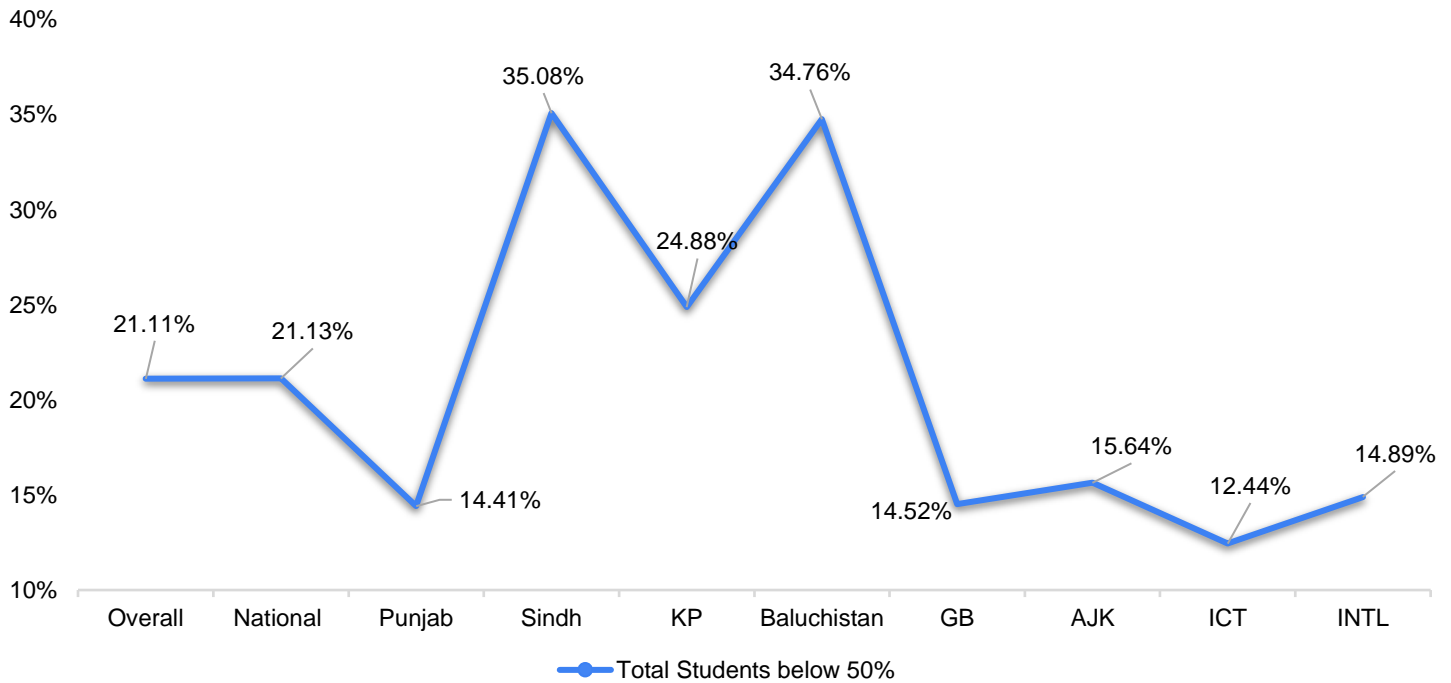
**60**  
**International**

# MDCAT 2021

August - September 2021



## Percentage of students scoring below 50% in Physics



**21.13%**  
**National**

**14.41%**  
**Punjab**

**35.08%**  
**Sindh**

**24.88%**  
**Khyber Pakhtunkhwa**

**34.76%**  
**Baluchistan**

**14.52%**  
**Gilgit Baltistan**

**15.64%**  
**Azad Jammu Kashmir**

**12%**  
**Islamabad Capital Authority**

**14.89%**  
**International**



# MDCAT 2021

August - September 2021



## Subject-Wise Breakdown- English

The mode of instruction of medical and dental education in Pakistan is English. It is imperative to determine an applicant's proficiency in the language through the MDCAT. English is given a 10% weightage in the overall MDCAT score. A medical or dental student is required to be fluent in the English language to fully understand and grasp the curriculum being taught at medical and dental colleges in Pakistan.

The dataset provides a comparative analysis of the number of applicants achieving the highest scores in each province across Pakistan.

## Highest Scores Achieved

**20**  
**Total Score**

**20**  
**National**

**20**  
**Punjab**

**20**  
**Sindh**

**20**  
**Khyber Pakhtunkhwa**

**20**  
**Baluchistan**

**20**  
**Gilgit Baltistan**

**20**  
**Azad Jammu Kashmir**

**20**  
**Islamabad Capital Authority**

**20**  
**International**

# MDCAT 2021

August - September 2021



## Average Score in English

20

Total Score

14

National

15

Punjab

13

Sindh

13

Khyber Pakhtunkhwa

13

Baluchistan

14

Gilgit Baltistan

15

Azad Jammu Kashmir

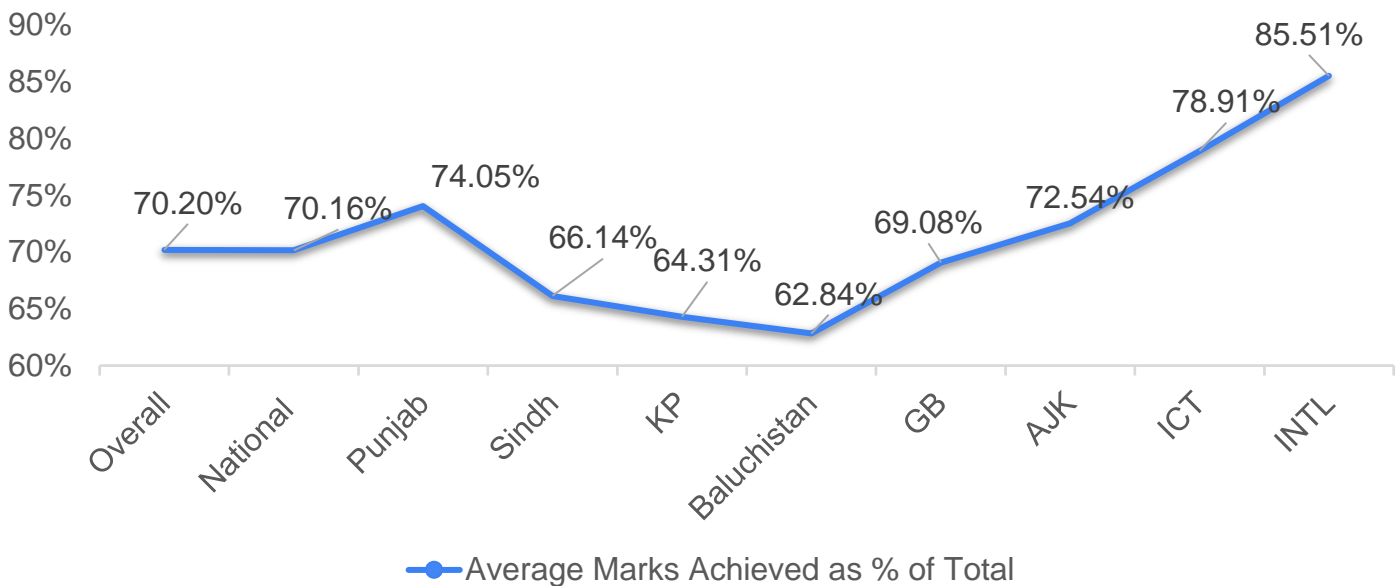
16

Islamabad Capital Authority

17

International

## Average score as percentage of total

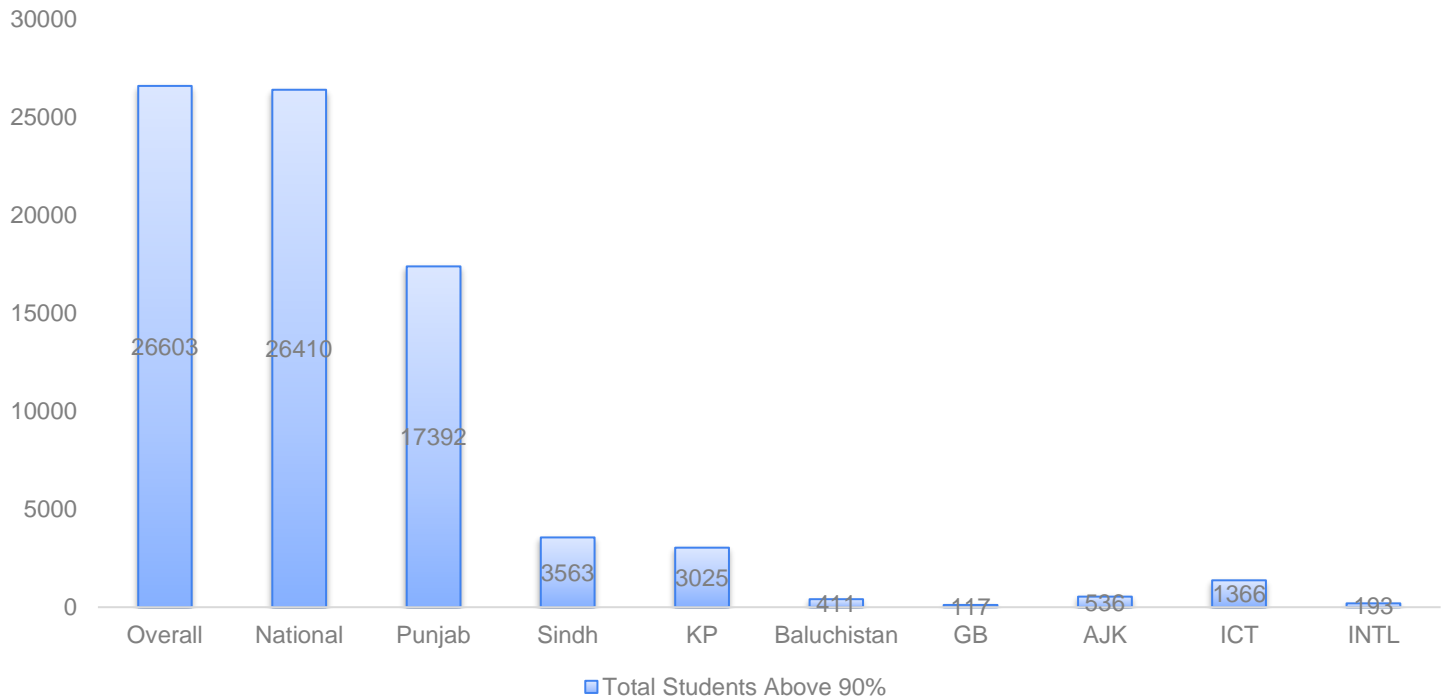


# MDCAT 2021

August - September 2021



## Total students who scored above 90% in English



**26,410**  
**National**

**17,392**  
**Punjab**

**3,563**  
**Sindh**

**3,025**  
**Khyber Pakhtunkhwa**

**411**  
**Baluchistan**

**117**  
**Gilgit Baltistan**

**536**  
**Azad Jammu Kashmir**

**1,366**  
**Islamabad Capital Authority**

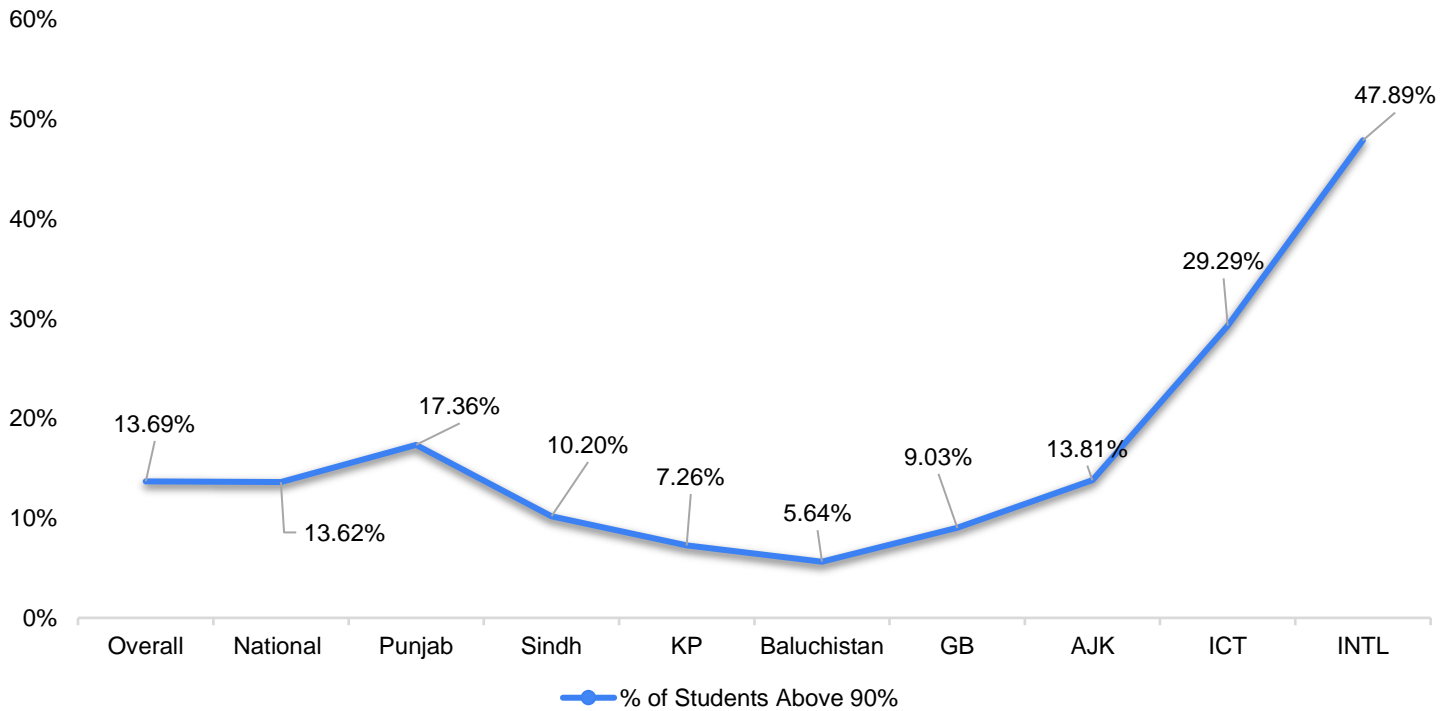
**193**  
**International**

# MDCAT 2021

August - September 2021



## Percentage of students scoring above 90% in English



**13.62%**  
**National**

**17.36%**  
**Punjab**

**10.20%**  
**Sindh**

**7.26%**  
**Khyber Pakhtunkhwa**

**5.64%**  
**Baluchistan**

**9.03%**  
**Gilgit Baltistan**

**13.81%**  
**Azad Jammu Kashmir**

**29%**  
**Islamabad Capital Authority**

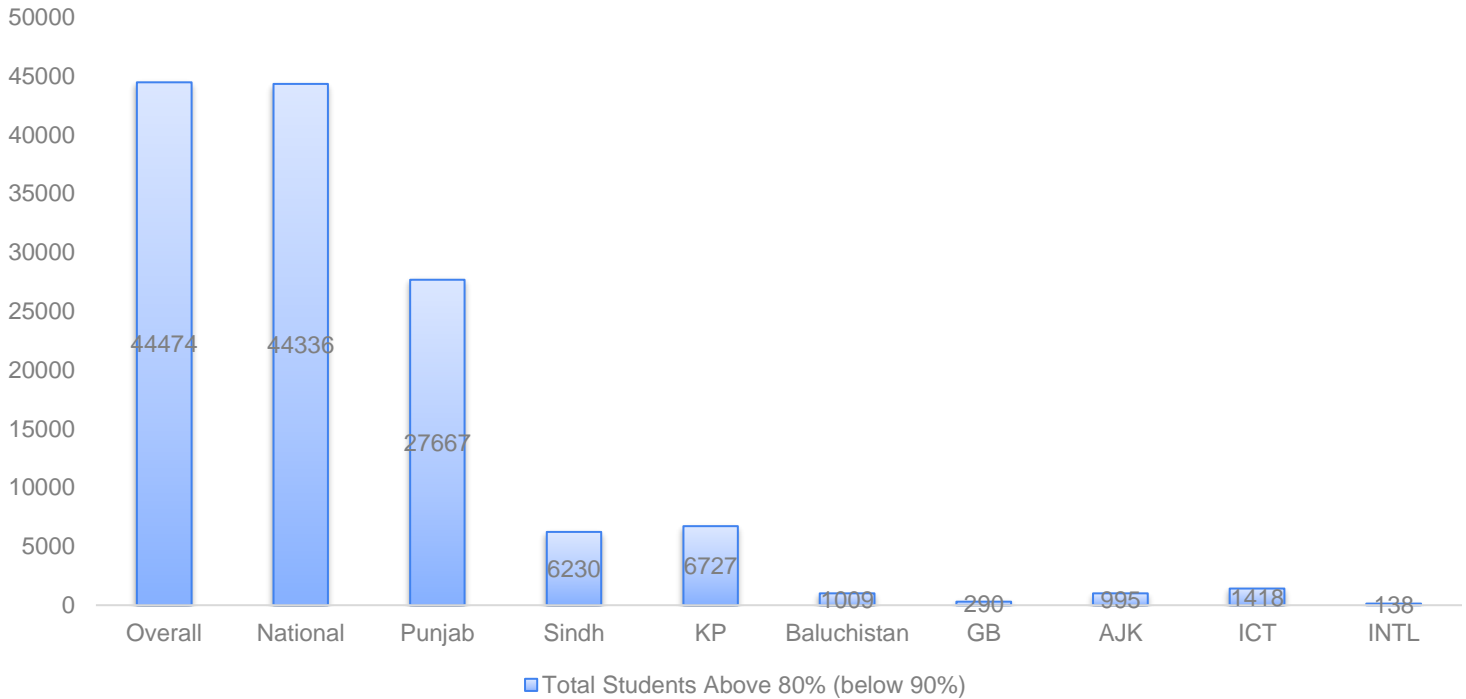
**47.89%**  
**International**

# MDCAT 2021

August - September 2021



## Students who scored above 80% (Below 90%) in English



**44,336**  
**National**

**27,667**  
**Punjab**

**6,230**  
**Sindh**

**6,727**  
**Khyber Pakhtunkhwa**

**1,009**  
**Baluchistan**

**290**  
**Gilgit Baltistan**

**995**  
**Azad Jammu Kashmir**

**1,418**  
**Islamabad Capital Authority**

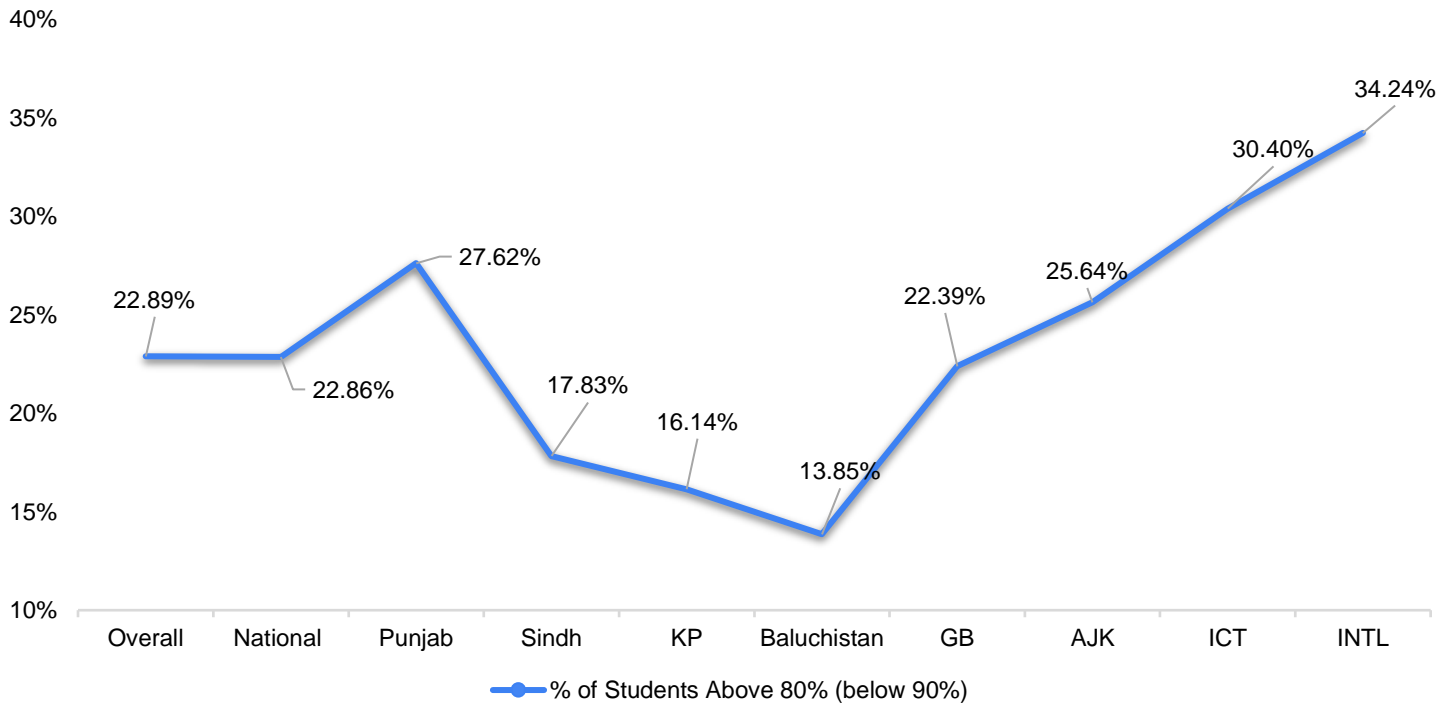
**138**  
**International**

# MDCAT 2021

August - September 2021



## Percentage of students scoring above 80% (below 90%) in English



**22.86%**  
**National**

**27.86%**  
**Punjab**

**17.83%**  
**Sindh**

**16.14%**  
**Khyber Pakhtunkhwa**

**13.85%**  
**Baluchistan**

**22.39%**  
**Gilgit Baltistan**

**25.64%**  
**Azad Jammu Kashmir**

**30%**  
**Islamabad Capital Authority**

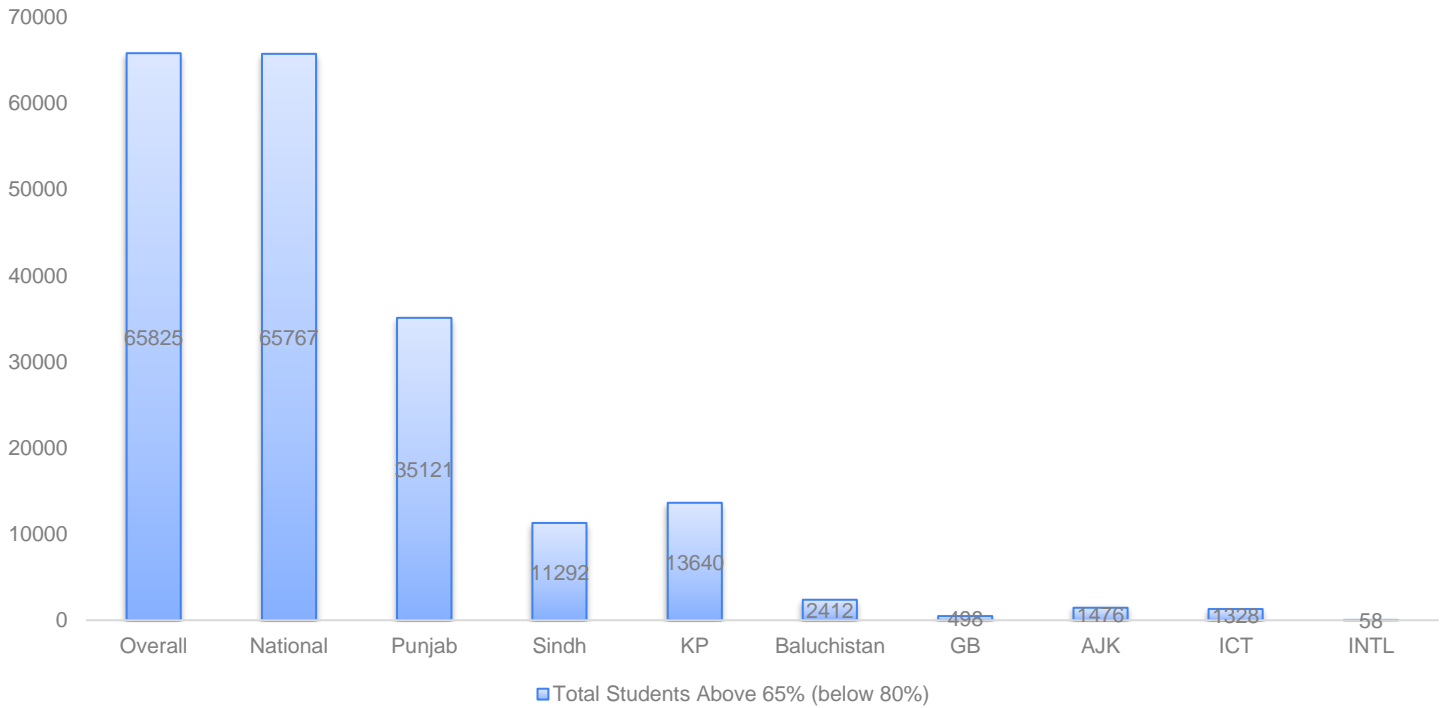
**34.24%**  
**International**

# MDCAT 2021

August - September 2021



## Students who scored above 65% (Below 80%) in English



**65,767**  
**National**

**35,121**  
**Punjab**

**11,292**  
**Sindh**

**13,640**  
**Khyber Pakhtunkhwa**

**2,412**  
**Baluchistan**

**498**  
**Gilgit Baltistan**

**1,476**  
**Azad Jammu Kashmir**

**1,328**  
**Islamabad Capital Authority**

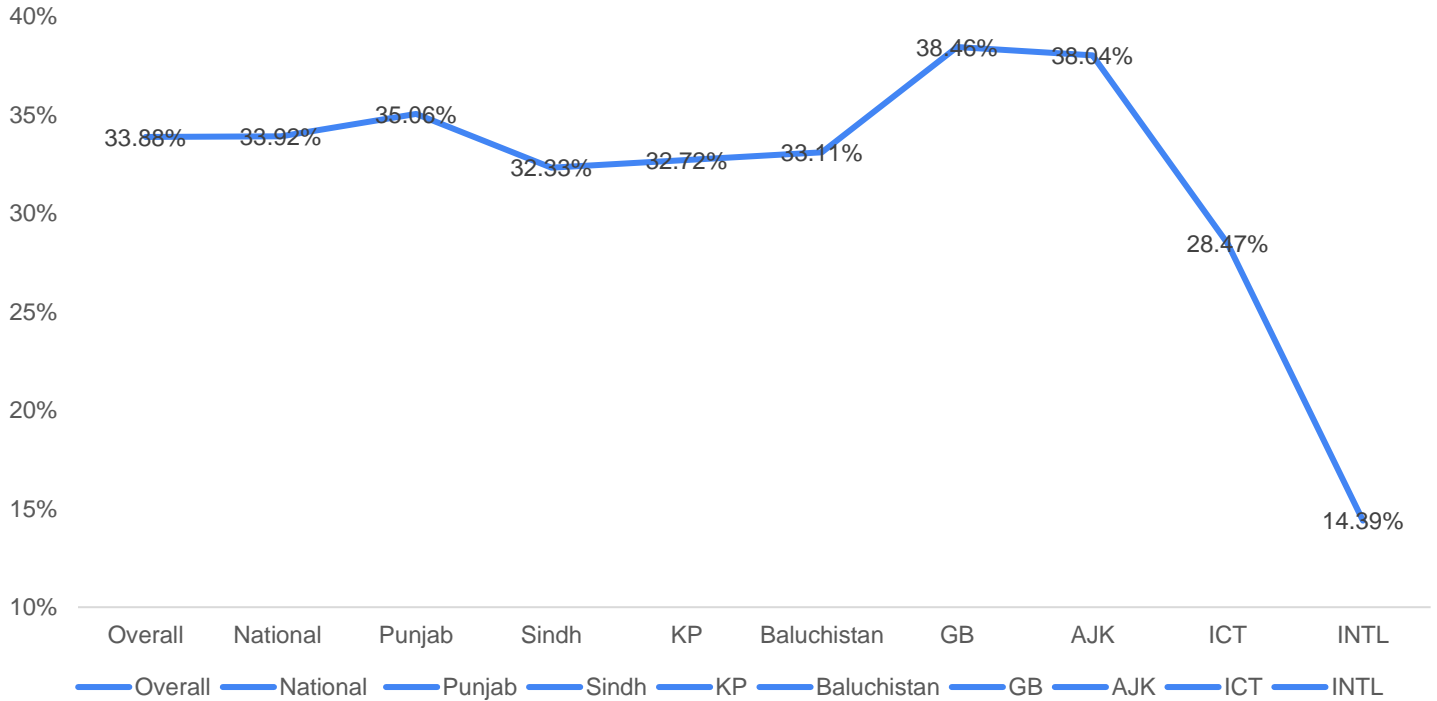
**58**  
**International**

# MDCAT 2021

August - September 2021



## Percentage of students scoring above 65% (below 80%) in English



**33.92%**  
**National**

**35.06%**  
**Punjab**

**32.33%**  
**Sindh**

**32.72%**  
**Khyber Pakhtunkhwa**

**33.11%**  
**Baluchistan**

**38.46%**  
**Gilgit Baltistan**

**38.04%**  
**Azad Jammu Kashmir**

**28%**  
**Islamabad Capital Authority**

**14.39%**  
**International**

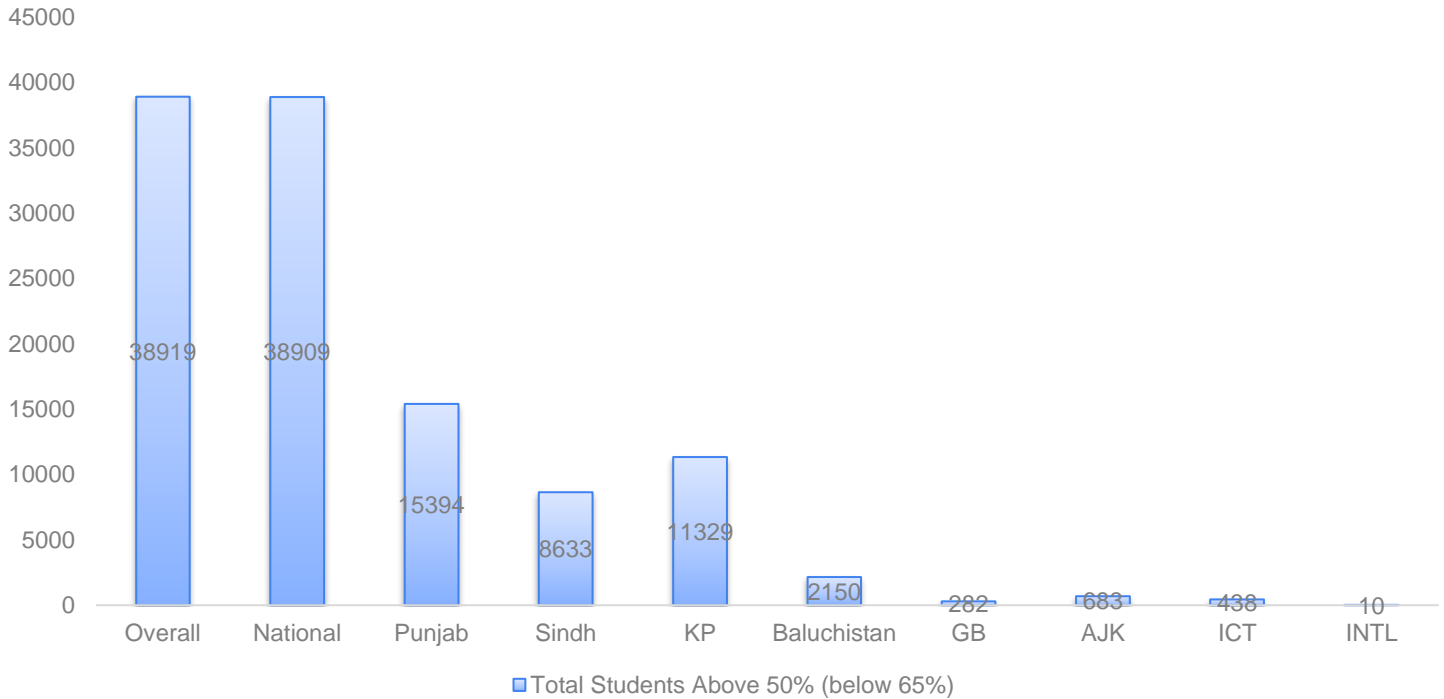


# MDCAT 2021

August - September 2021



## Students who scored above 50% (Below 65%) in English



**38,909**  
**National**

**15,394**  
**Punjab**

**8,633**  
**Sindh**

**11,329**  
**Khyber Pakhtunkhwa**

**2,150**  
**Baluchistan**

**282**  
**Gilgit Baltistan**

**683**  
**Azad Jammu Kashmir**

**438**  
**Islamabad Capital Authority**

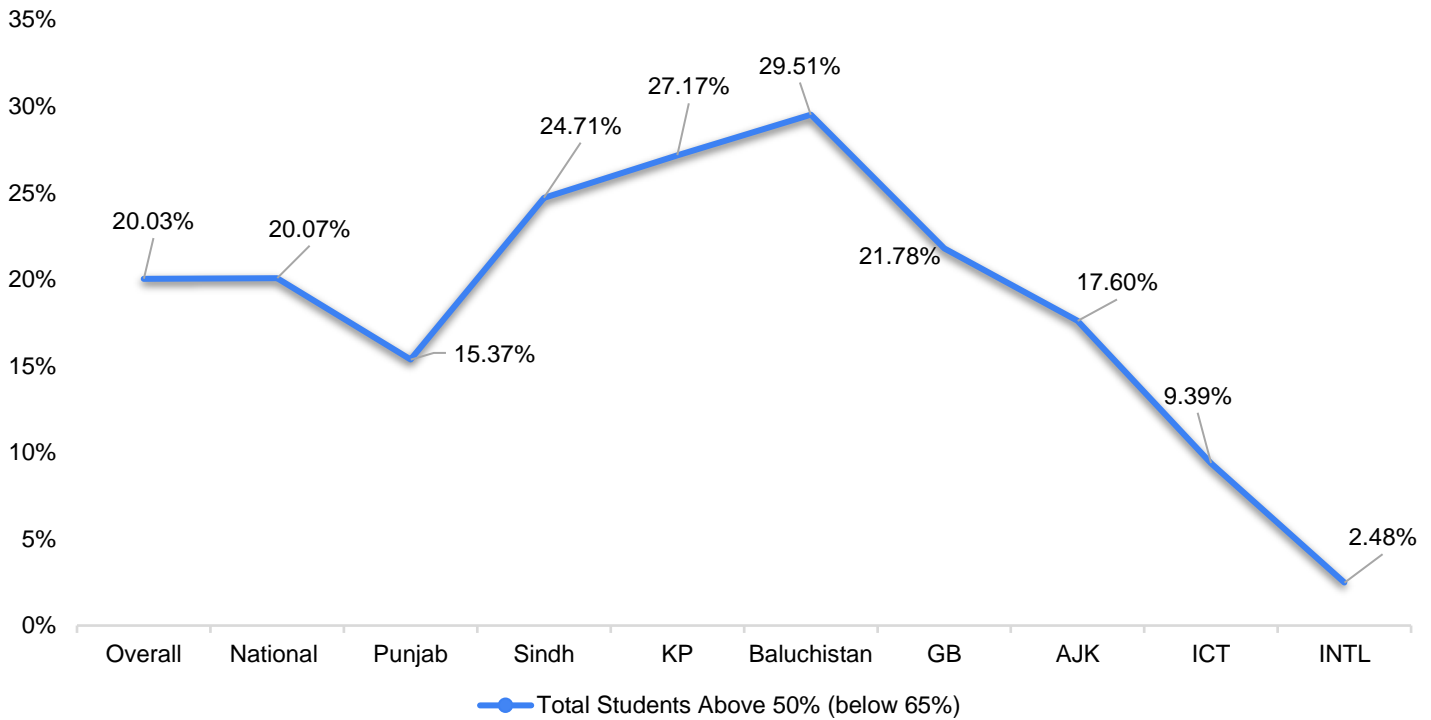
**10**  
**International**

# MDCAT 2021

August - September 2021



## Percentage of students scoring above 50% (below 65%) in English



**20.07%**  
**National**

**15.37%**  
**Punjab**

**24.71%**  
**Sindh**

**27.17%**  
**Khyber Pakhtunkhwa**

**29.51%**  
**Baluchistan**

**21.78%**  
**Gilgit Baltistan**

**17.60%**  
**Azad Jammu Kashmir**

**9%**  
**Islamabad Capital Authority**

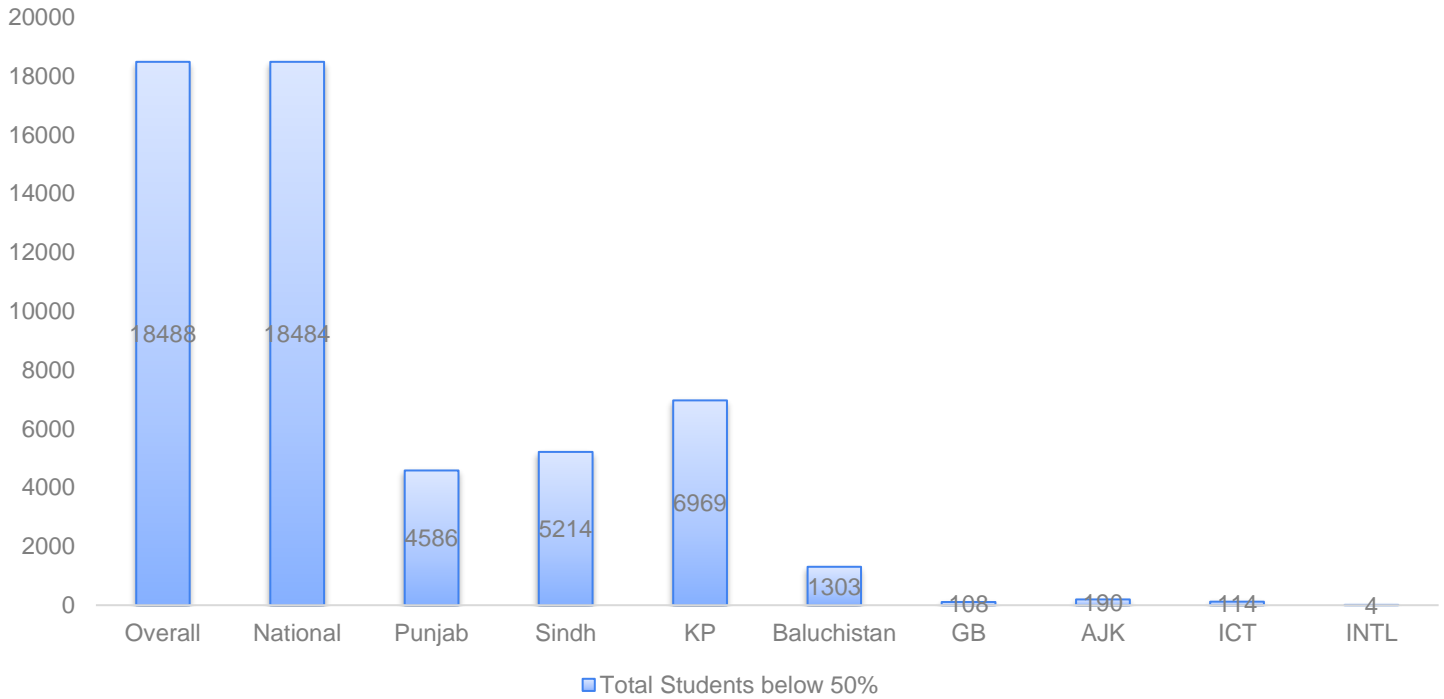
**2.48%**  
**International**

# MDCAT 2021

August - September 2021



## Students who scored below 50% in English



**18,484**  
**National**

**4,586**  
**Punjab**

**5,214**  
**Sindh**

**6,969**  
**Khyber Pakhtunkhwa**

**1,303**  
**Baluchistan**

**108**  
**Gilgit Baltistan**

**190**  
**Azad Jammu Kashmir**

**114**  
**Islamabad Capital Authority**

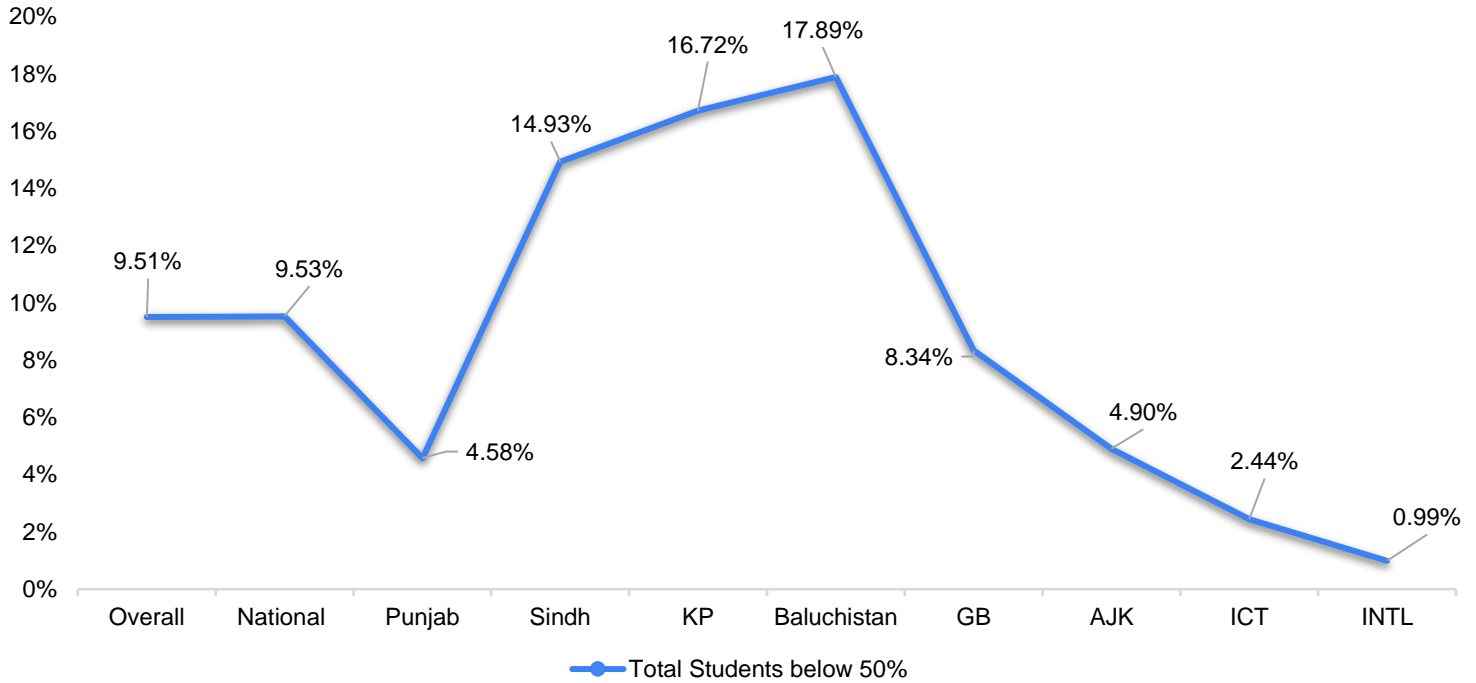
**4**  
**International**

# MDCAT 2021

August - September 2021



## Percentage of students scoring below 50% in English



**9.53%**  
**National**

**4.58%**  
**Punjab**

**14.93%**  
**Sindh**

**16.72%**  
**Khyber Pakhtunkhwa**

**17.89%**  
**Baluchistan**

**8.34%**  
**Gilgit Baltistan**

**4.90%**  
**Azad Jammu Kashmir**

**2%**  
**Islamabad Capital Authority**

**0.99%**  
**International**

# MDCAT 2021

August - September 2021



## Subject-Wise Breakdown- Logic and Reasoning

Logic and Reasoning was made part of the syllabus for the Medical and Dental College Admission Test (MDCAT) for the first time in 2021. Logical reasoning tests are designed to measure the applicant's ability or aptitude to reason and extract from the text the meaning, information and consequence of a query. These tests help identify a student's potential to understand and apply concepts expected from medical or dental education.

In order to nurture the skills of logical reasoning, and decision making, the higher secondary education system of Pakistan needs to improve the standard and quality of education provided across the provinces. This examination would help ensure that every student entering the field of medical study has the necessary aptitude and analytical skills required for medical and dental training programs.

## Highest Scores Achieved

**10**  
**Total Score**

**10**  
**National**

**10**  
**Punjab**

**10**  
**Sindh**

**10**  
**Khyber Pakhtunkhwa**

**10**  
**Baluchistan**

**10**  
**Gilgit Baltistan**

**10**  
**Azad Jammu Kashmir**

**10**  
**Islamabad Capital Authority**

**10**  
**International**

# MDCAT 2021

August - September 2021



## Average Scores in Logic & Reasoning

**10**  
**Total Score**

**6**  
**National**

**6**  
**Punjab**

**5**  
**Sindh**

**5**  
**Khyber Pakhtunkhwa**

**5**  
**Baluchistan**

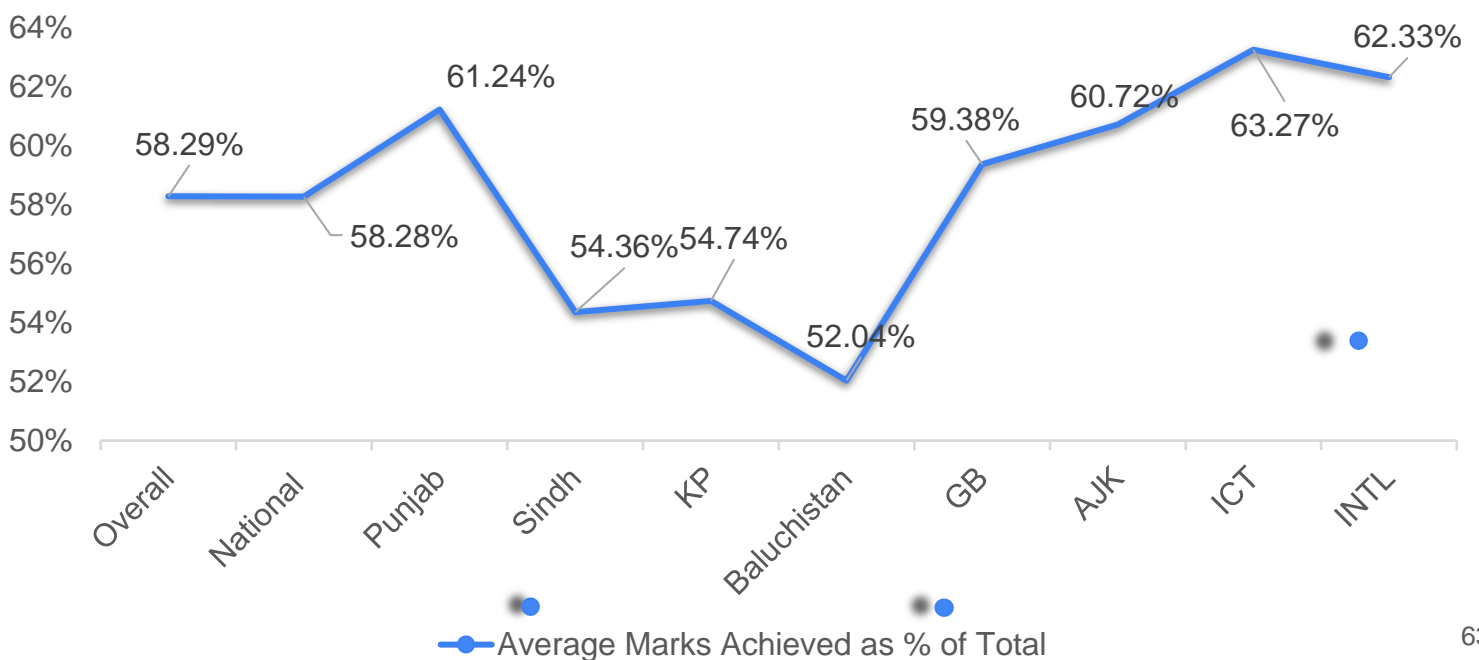
**6**  
**Gilgit Baltistan**

**6**  
**Azad Jammu Kashmir**

**6**  
**Islamabad Capital Authority**

**6**  
**International**

## Average Score as percentage of total

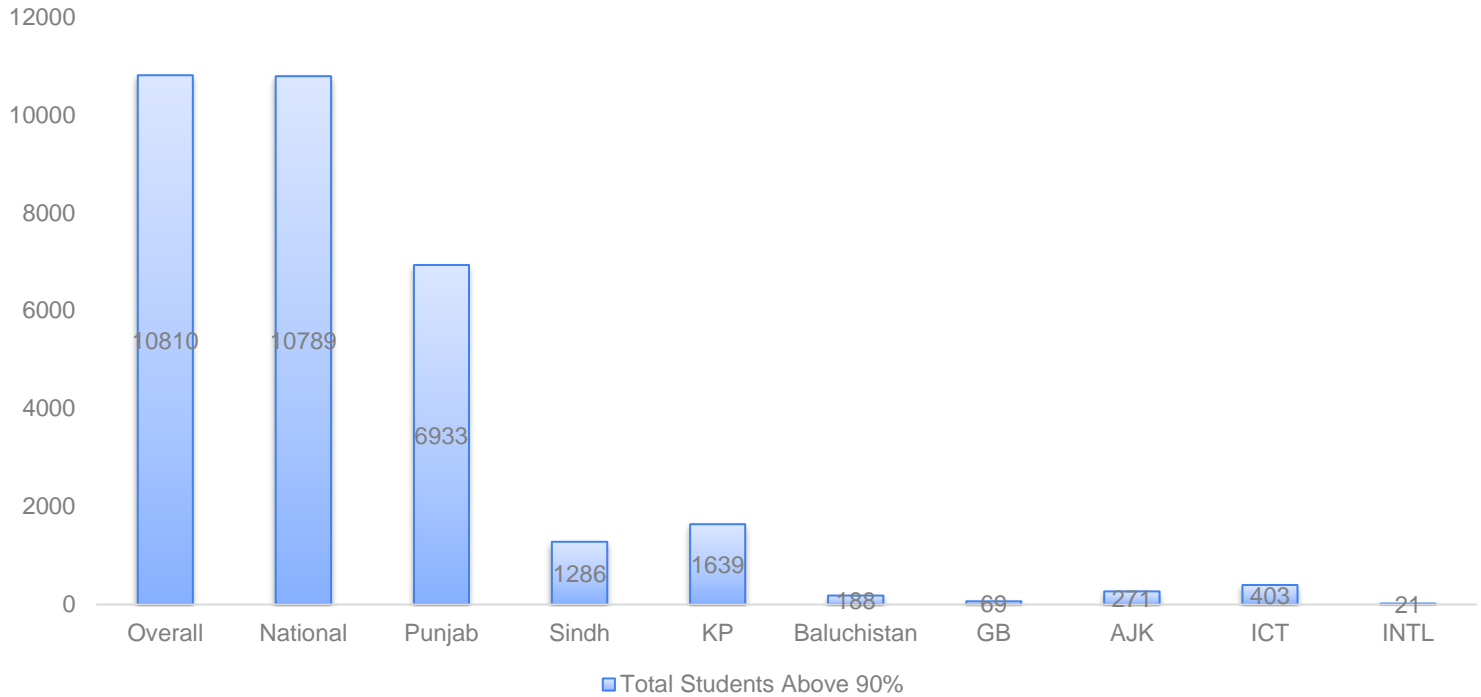


# MDCAT 2021

August - September 2021



## Total student who scored above 90% in Logic & Reasoning



**10,789**  
**National**

**6,933**  
**Punjab**

**1,286**  
**Sindh**

**1,639**  
**Khyber Pakhtunkhwa**

**188**  
**Baluchistan**

**69**  
**Gilgit Baltistan**

**271**  
**Azad Jammu Kashmir**

**403**  
**Islamabad Capital Authority**

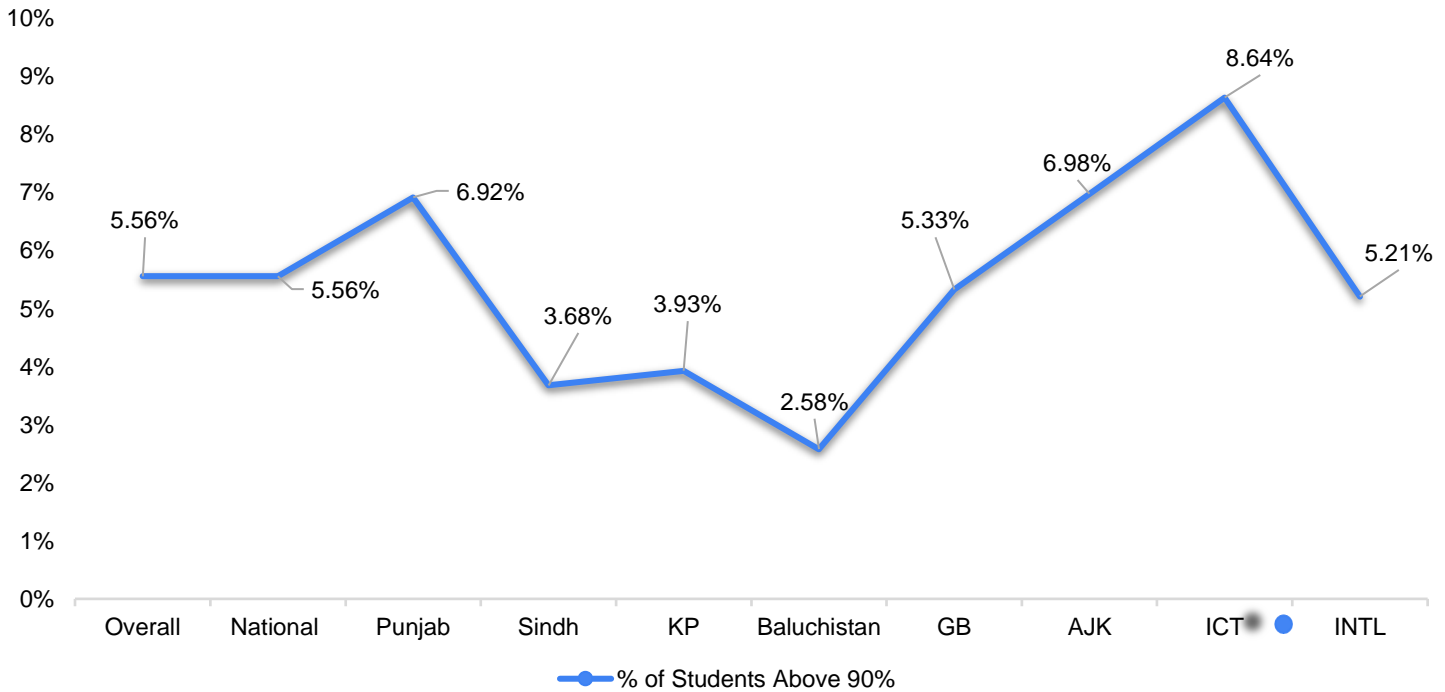
**21**  
**International**

# MDCAT 2021

August - September 2021



## Percentage of Students scoring above 90% in Logic & Reasoning



**5.56%**  
**National**

**6.92%**  
**Punjab**

**3.68%**  
**Sindh**

**3.93%**  
**Khyber Pakhtunkhwa**

**2.58%**  
**Baluchistan**

**5.33%**  
**Gilgit Baltistan**

**6.98%**  
**Azad Jammu Kashmir**

**9%**  
**Islamabad Capital Authority**

**5.21%**  
**International**

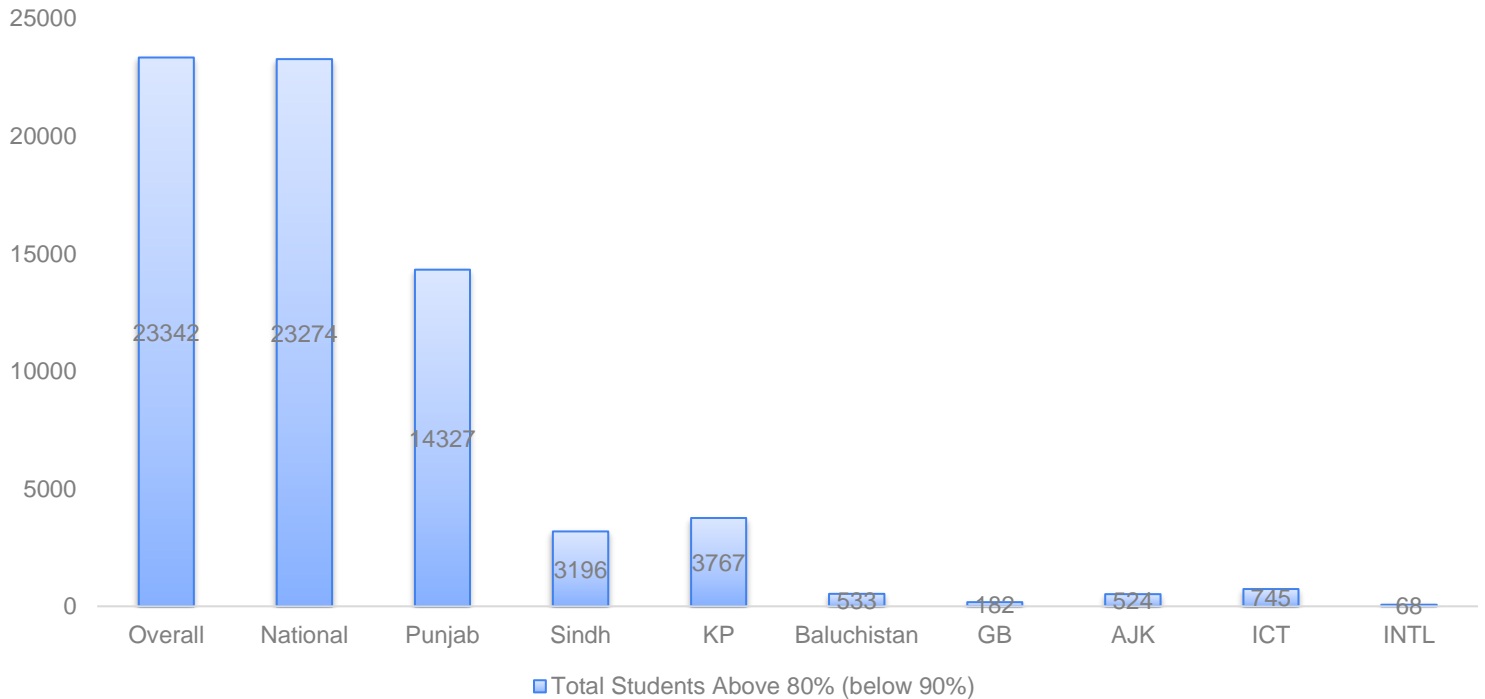


# MDCAT 2021

August - September 2021



## Student who scored above 80% (Below 90%) in Logic & Reasoning



**23,274**  
**National**

**14,327**  
**Punjab**

**3,196**  
**Sindh**

**3,767**  
**Khyber Pakhtunkhwa**

**533**  
**Baluchistan**

**745**  
**Gilgit Baltistan**

**68**  
**Azad Jammu Kashmir**

**1869**  
**Islamabad Capital Authority**

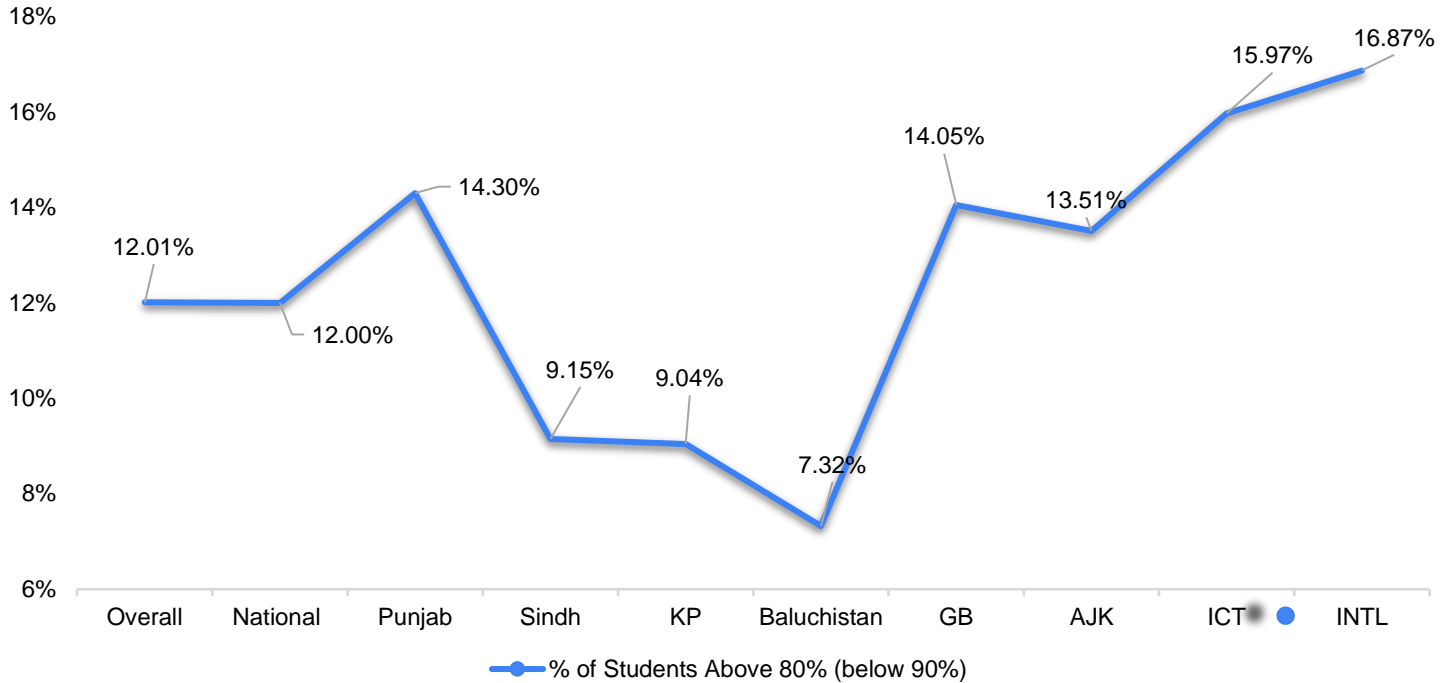
**173**  
**International**

# MDCAT 2021

August - September 2021



## Percentage of students scoring above 80% (below 90%) in Logic & Reasoning



**12%**  
**National**

**14.30%**  
**Punjab**

**9.15%**  
**Sindh**

**9.04%**  
**Khyber Pakhtunkhwa**

**7.32%**  
**Baluchistan**

**14.05%**  
**Gilgit Baltistan**

**13.51%**  
**Azad Jammu Kashmir**

**16%**  
**Islamabad Capital Authority**

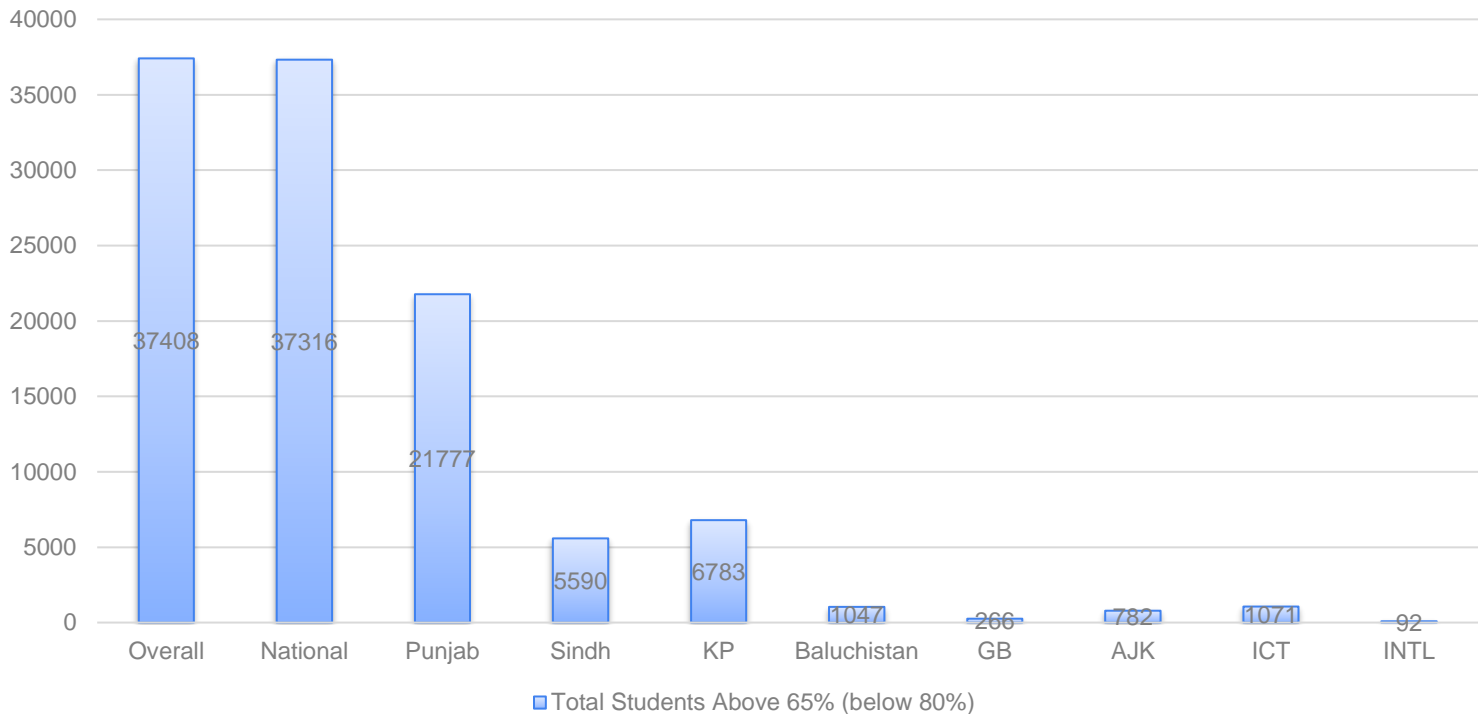
**16.87%**  
**International**

# MDCAT 2021

August - September 2021



## Student who scored above 65% (Below 80%) in Logic & Reasoning



**37,316**  
**National**

**21,777**  
**Punjab**

**5,590**  
**Sindh**

**6,783**  
**Khyber Pakhtunkhwa**

**1,047**  
**Baluchistan**

**266**  
**Gilgit Baltistan**

**782**  
**Azad Jammu Kashmir**

**1,071**  
**Islamabad Capital Authority**

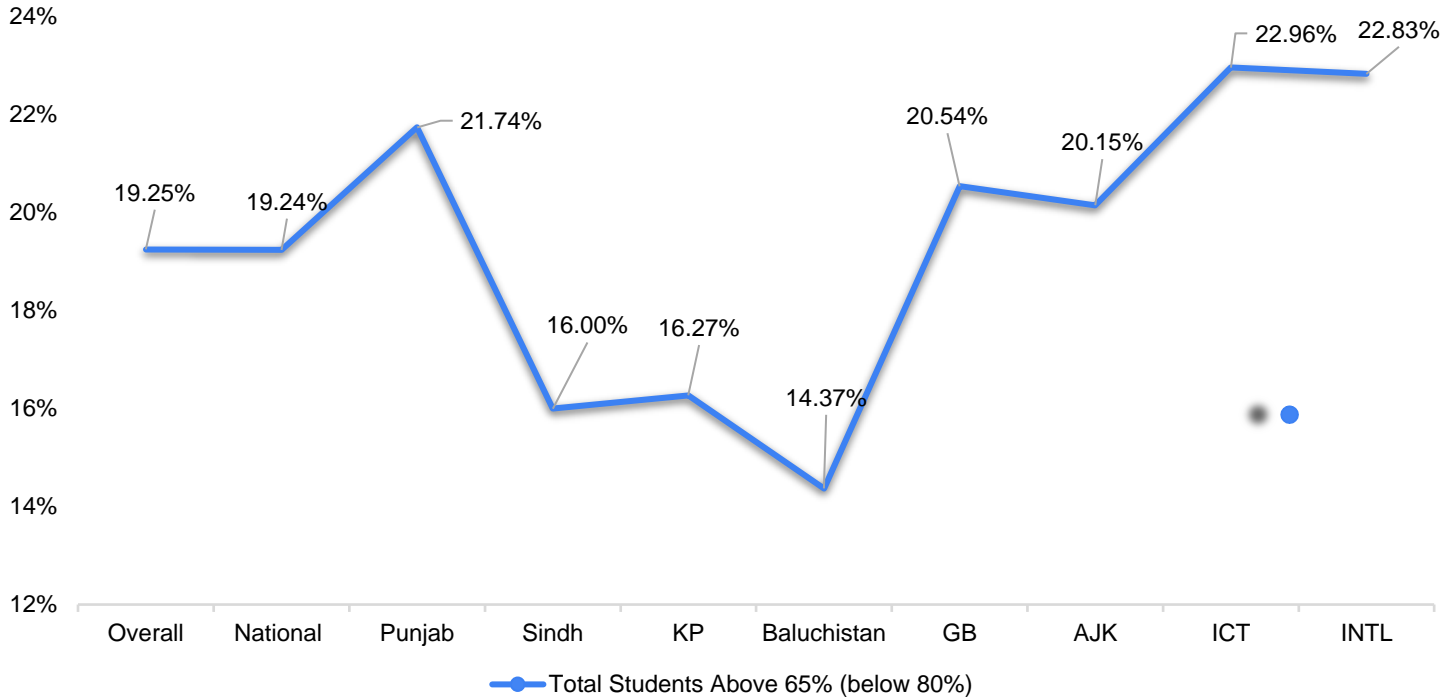
**92**  
**International**

# MDCAT 2021

August - September 2021



## Percentage of students scoring above 65% (below 80%) in Logic & Reasoning



**19.24%**  
**National**

**21.74%**  
**Punjab**

**16.00%**  
**Sindh**

**16.27%**  
**Khyber Pakhtunkhwa**

**14.37%**  
**Baluchistan**

**20.54%**  
**Gilgit Baltistan**

**20.15%**  
**Azad Jammu Kashmir**

**23%**  
**Islamabad Capital Authority**

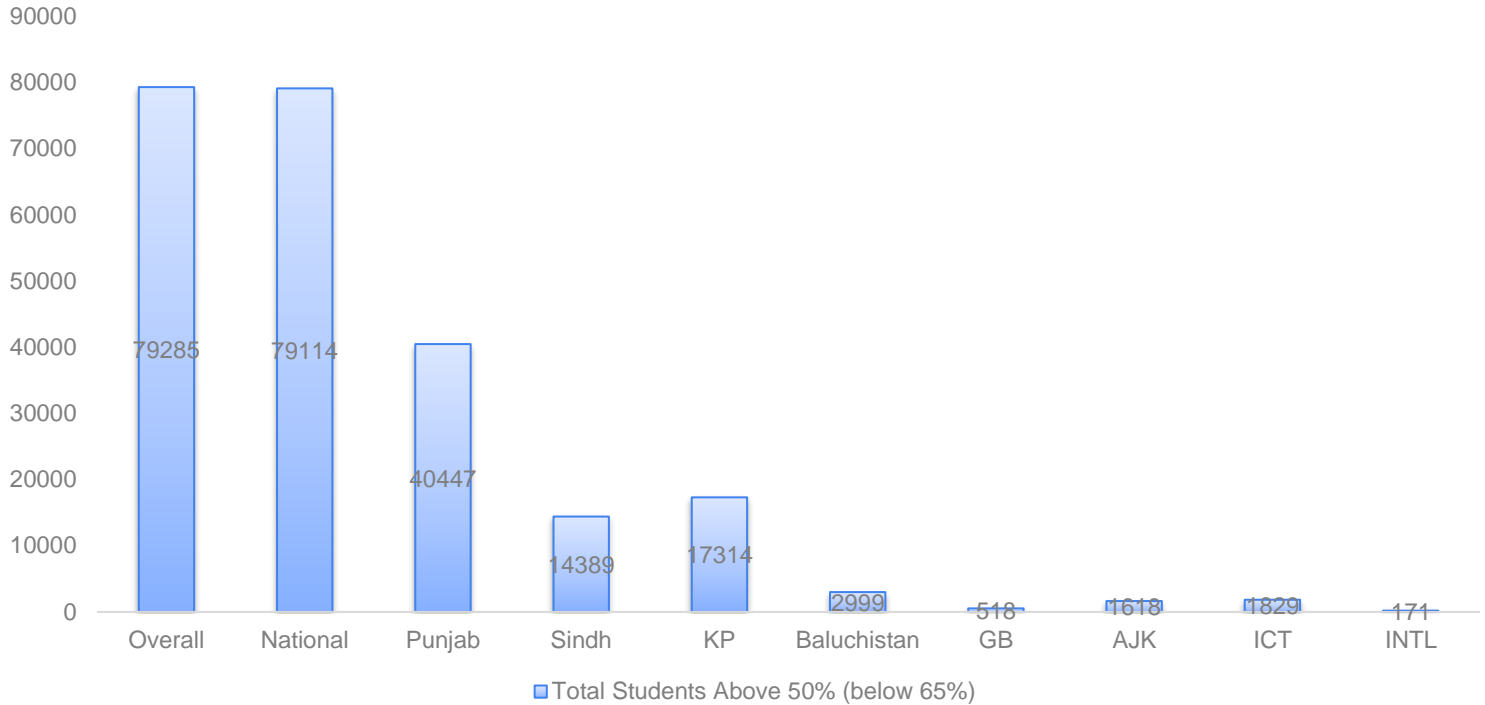
**22.83%**  
**International**

# MDCAT 2021

August - September 2021



## Students who scored above 50% (Below 65%) in Logic & Reasoning



**79,114**  
**National**

**40,447**  
**Punjab**

**14,389**  
**Sindh**

**17,314**  
**Khyber Pakhtunkhwa**

**2,999**  
**Baluchistan**

**518**  
**Gilgit Baltistan**

**1,618**  
**Azad Jammu Kashmir**

**1,829**  
**Islamabad Capital Authority**

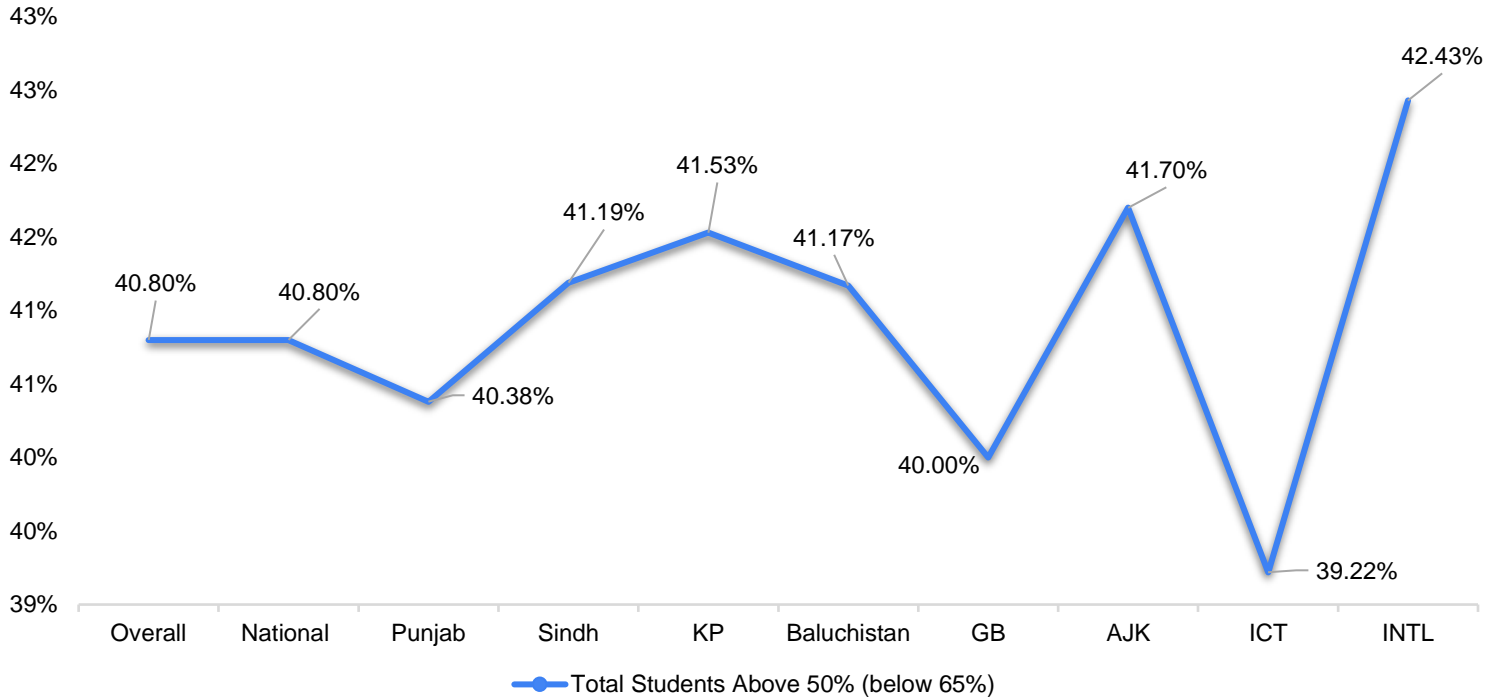
**171**  
**International**

# MDCAT 2021

August - September 2021



## Percentage of students scoring above 50% (below 65%) in Logic & Reasoning



**40.80%**  
**National**

**40.38%**  
**Punjab**

**41.19%**  
**Sindh**

**41.53%**  
**Khyber Pakhtunkhwa**

**41.17%**  
**Baluchistan**

**40%**  
**Gilgit Baltistan**

**41.70%**  
**Azad Jammu Kashmir**

**39%**  
**Islamabad Capital Authority**

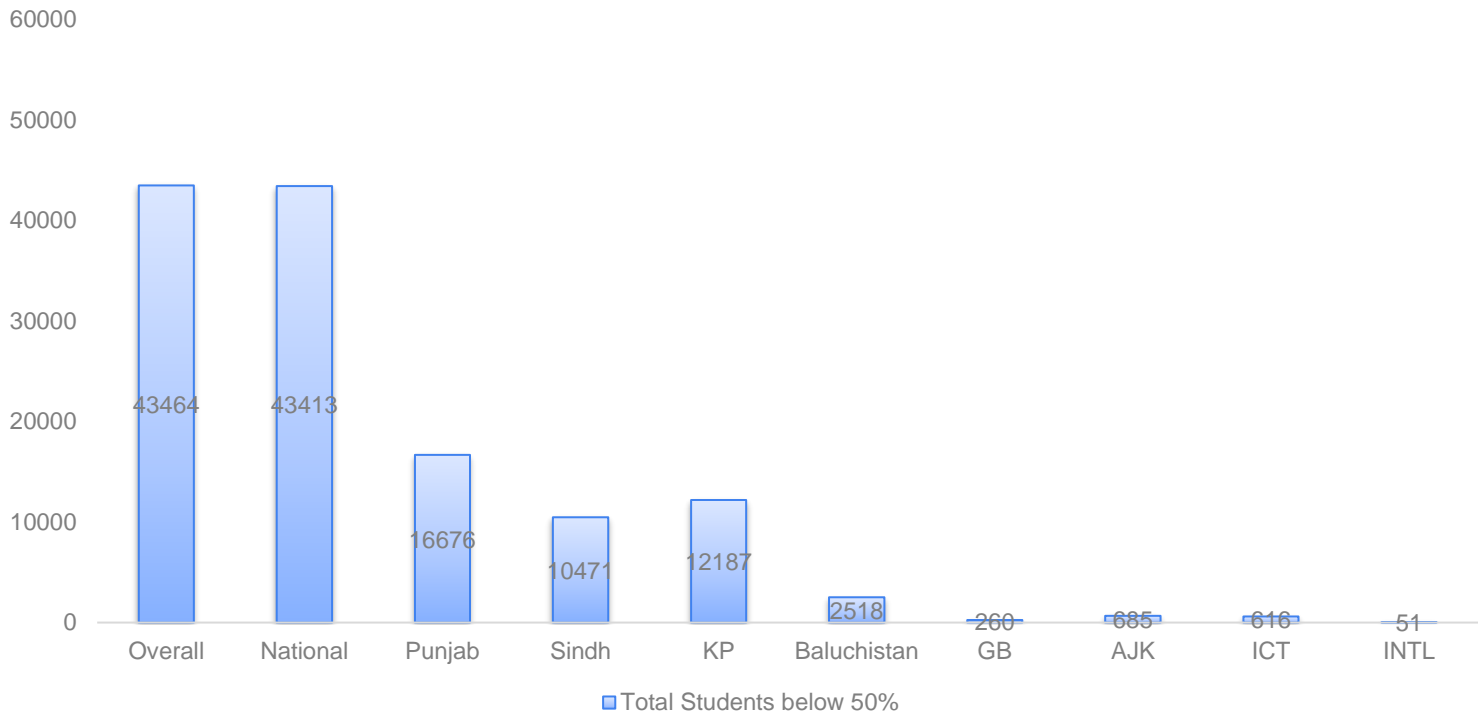
**42.43%**  
**International**

# MDCAT 2021

August - September 2021



## Students who scored below 50% in Logic & Reasoning



**43,413**  
**National**

**16,676**  
**Punjab**

**10,471**  
**Sindh**

**12,187**  
**Khyber Pakhtunkhwa**

**2,518**  
**Baluchistan**

**260**  
**Gilgit Baltistan**

**685**  
**Azad Jammu Kashmir**

**616**  
**Islamabad Capital Authority**

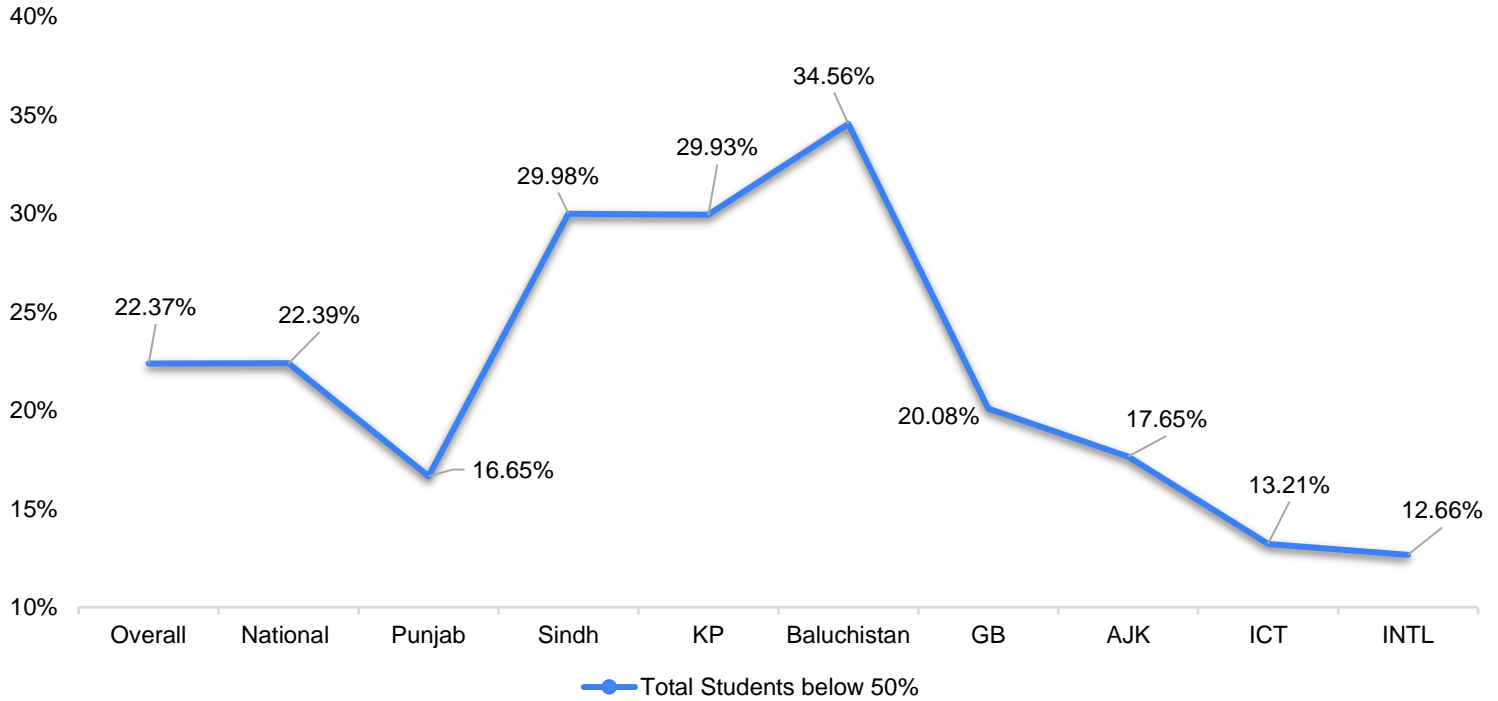
**51**  
**International**

# MDCAT 2021

August - September 2021



## Percentage of students scoring below 50% in Logic & Reasoning



**22.39%**  
**National**

**16.65%**  
**Punjab**

**29.98%**  
**Sindh**

**29.93%**  
**Khyber Pakhtunkhwa**

**34.56%**  
**Baluchistan**

**20.08%**  
**Gilgit Baltistan**

**17.65%**  
**Azad Jammu Kashmir**

**13%**  
**Islamabad Capital Authority**

**12.66%**  
**International**



# MDCAT 2021

August - September 2021

## Conclusion

A National Medical and Dental Colleges Admissions Test (MDCAT) was introduced in 2020 as part of PMC's strategy to standardize the admission process in the country. Prior to the establishment of the Pakistan Medical Commission, each province conducted their separate medical college entry tests (MDCAT) with different curriculums and examination structures. Thus, the results followed a different method in each province creating a pool of students not given equal opportunities in the entry tests and a varying merit standard. Consequently, deserving students missed out on the chance of medical or dental education.

Pakistan Medical Commission in its first year of formation implemented the mandatory one standard medical and dental college entry test across Pakistan, giving every student an equal opportunity to apply to a medical or dental college. In 2021, for the first time in Pakistan, a computer-based testing system on such a large scale was introduced by the Pakistan Medical Commission. The students were able to register for the examination and choose their preferred date of examination, centre location and timings through their registered profiles. The system was designed in a technologically sound manner where the algorithm ensured that no two applicants received the same set of questions in their respective examinations.

This year, MDCAT was designed to evaluate problem-solving skills, critical thinking and determine competence in natural, behavioural, and social sciences concepts. The data, generated through the computerized testing system gives a thorough insight into the standard of education provided in different provinces across Pakistan. The provincial breakdown of the subject-wise scoring is an identifiable variable of the level and condition of higher secondary education provided in the provinces.

The Pakistan Medical Commission strives to improve healthcare education through the advancement of quality medical and dental education in Pakistan. The healthcare regulator is setting benchmarks in line with global best practices to ensure quality healthcare for every citizen of our great nation.



[www.pmc.gov.pk](http://www.pmc.gov.pk)